



**R2Architects, LLC**

110 Kresson-Gibbsboro Road  
Suite 8  
Voorhees, New Jersey 08043  
voice: 856 566 1515  
fax: 856 566 0930  
web: www.R2Architects.com

David J. Rudzenski, AIA  
NJ No. 08443  
Date: -----

THESE DRAWINGS ARE BASED ON AVAILABLE DOCUMENTS AND GENERAL FIELD SURVEY OF THE BUILDING. RELIANCE ON THESE DOCUMENTS IS LIMITED TO THE GENERAL LAYOUT, DESIGN CONCEPT AND SCOPE OF WORK. CONTRACTOR(S) SUBMITTING BIDS MUST CERTIFY, THROUGH PRIOR FIELD INVESTIGATION AND SURVEY OF EXISTING CONDITIONS AND DIMENSIONS, THAT HIS BID INCLUDES ALL WORK REQUIRED AND REFLECTS ACTUAL CONDITIONS OF THE BUILDING. ALL DIMENSIONS MUST BE VERIFIED BY CONTRACTOR AND THE ARCHITECT BEFORE PROCEEDING WITH THE CONSTRUCTION. DO NOT SCALE DRAWINGS.

© R2ARCHITECTS, LLC

R2A PROJECT # 18625.01  
PROJECT TITLE



**CHAMBERLAIN STUDENT CENTER BALLROOM REFURBISHMENT**

DRAWING TITLE

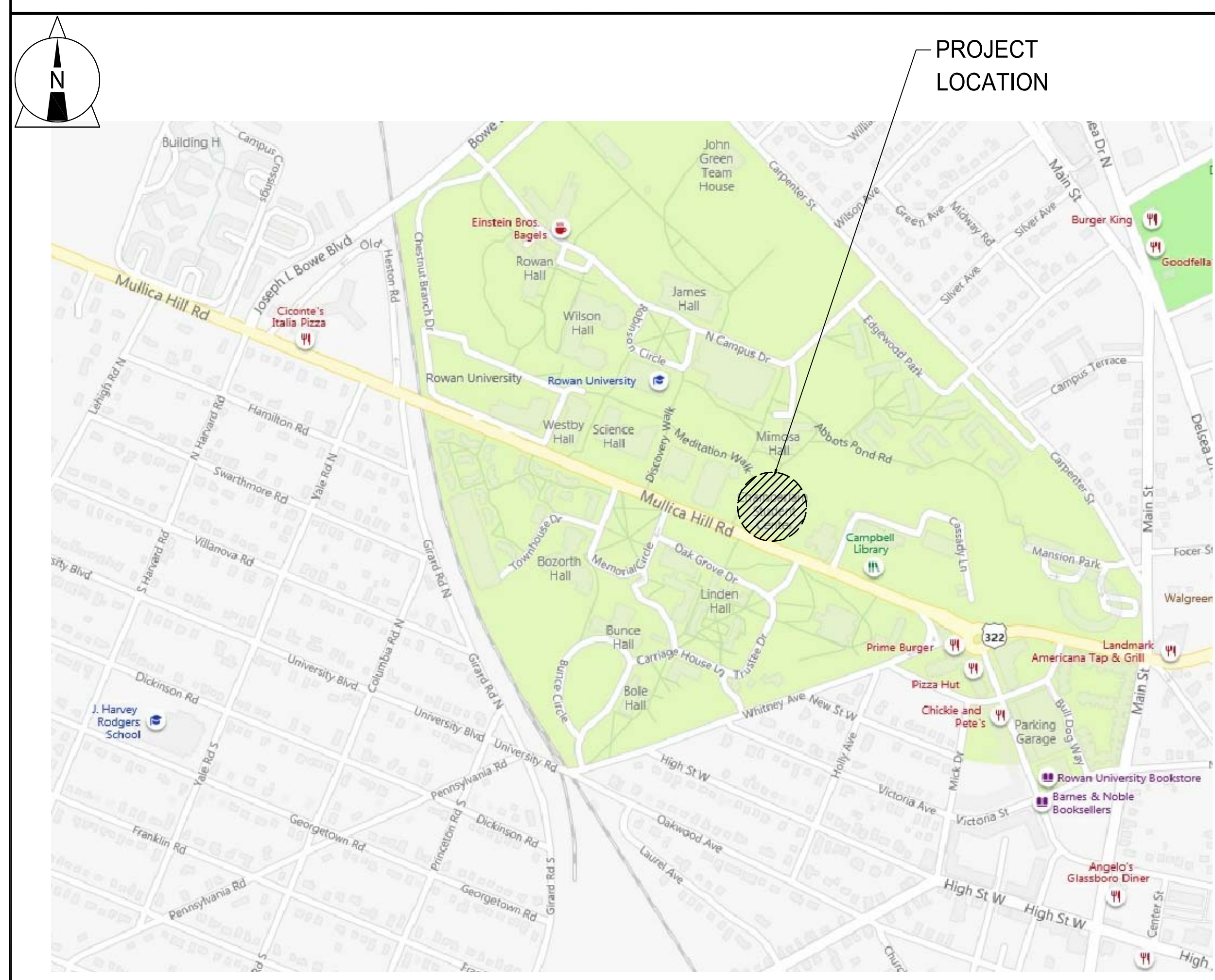
COVER SHEET

SCALE	AS NOTED	
DRAWN	SJC	
CHECKED	JFR	
APPROVED	JFR	
SUBMISSIONS / REVISIONS		
SYM.	DATE	DESCRIPTION
	1/29/2019	95% OWNER REVIEW
	2/6/2019	ISSUED FOR BID

DRAWING NO.

**CS.1**

### PROJECT LOCATION PLAN



### CONTACT INFORMATION

<b>OWNER</b> ROWAN UNIVERSITY  201 MULLICA HILL RD GLASSBORO, NJ 08028  VOICE: 856-256-4824 ATTN: ERIN BISEGLA - PROJECT MANAGER	<b>ARCHITECT</b> R2 ARCHITECTS, LLC  110 KRESSON-GIBBSBORO ROAD SUITE 8 VOORHEES, NEW JERSEY 08043  VOICE: 856-566-1515 ATTN: JOHN RUIZ - PRINCIPAL SUSAN CORSO - INTERIOR DESIGNER
---	--

### DRAWING INDEX

NO.	DESCRIPTION	DATE	ISSUED FOR BID
ARCHITECTURAL			
CS.1	COVER SHEET	01/29/2019	95% OWNER REVIEW
A0.1	FINISH SCHEDULE	02/06/2019	ISSUED FOR BID
A1.1	FLOOR PLAN		
A2.1	REFLECTED CEILING PLAN		
A3.1	FLOOR FINISH PLAN		
A4.1	ELEVATIONS		
A4.2	ELEVATIONS		
A4.3	ELEVATIONS		

### SCOPE OF WORK

SCOPE OF WORK SHALL INCLUDE INTERIOR FINISH UPGRADES AND MINOR ALTERATIONS TO THE EXISTING STUDENT CENTER BALLROOM, PRE-FUNCTION, AND RESTROOMS INCLUDING PAINT, CARPET, WALLCOVERING, DRAPERY, ACOUSTICAL WALL PANELS, AND DECORATIVE WOODWORK AS INDICATED. ADD ALTERNATES FOR FLOOR TILE AND DECORATIVE LIGHTING.

### DEDUCT ALTERNATES

- DEDUCT ALTERNATE #1: EXISTING WOOD DOORS, FRAMES, BASE, CHAIR RAILS, WAINSCOTING, - CLEAN, FILL, AND TOUCH UP ALL NICKS AND SCUFFS THROUGHOUT PRE-FUNCTION, BALLROOM, AND BATHROOMS
- BASE BID: AT EXISTING WOOD DOORS, FRAMES, BASE, CHAIR RAILS, WAINSCOTING THROUGHOUT PRE-FUNCTION, BALLROOM, AND BATHROOMS - FILL HOLES AND NICKS, REPAIR/REPLACE HEAVILY DAMAGED OR MISSING AREAS, SAND, STAIN, AND PROVIDE CLEAR SATIN FINISH TO LIKE NEW CONDITION.

### GENERAL NOTES

- THE CONTRACTOR SHALL VERIFY ALL DIMENSIONS BY MEASUREMENTS AT THE JOB SITE AND SHALL TAKE ANY AND ALL OTHER MEASUREMENTS NECESSARY TO VERIFY THE DRAWINGS AND TO PERFORM THE WORK PROPERLY. ANY DISCREPANCY BETWEEN THE DRAWINGS AND THE MEASURED DIMENSIONS OF THE EXISTING STRUCTURE SHALL BE IMMEDIATELY BROUGHT TO THE ATTENTION OF THE ARCHITECT. NO WORK SHALL PROCEED UNTIL SUCH DISCREPANCY HAS BEEN RECTIFIED. SUCH DISCREPANCIES SHALL NOT BE THE REASON FOR ANY EXTRA COST OR DELAY IN THE EXECUTION OF THE WORK AND THE WORK SHALL BE PERFORMED PER INTENT OF THE CONTRACT DOCUMENTS AT NO EXTRA COST TO THE OWNER. THE ARCHITECT SHALL BE CONSULTED IN ALL CASES WHERE CUTTING INTO A STRUCTURAL PORTION OF THE BUILDING IS EITHER DESIRABLE OR NECESSARY SO THAT SATISFACTORY STRUCTURAL REINFORCEMENT MAY BE PROVIDED.
- THE CONTRACTOR ALONE SHALL BE RESPONSIBLE FOR THE SAFETY OF THE EXISTING STRUCTURE DURING THE ENTIRE CONSTRUCTION TO THE EXISTING STRUCTURE AND SHALL TAKE ADEQUATE PRECAUTION TO PREVENT DAMAGE TO THE EXISTING STRUCTURE IN ANY WAY. SHOULD DAMAGE TO THE EXISTING STRUCTURE OCCUR, THE ARCHITECT SHALL BE CONSULTED AND DAMAGE SHALL BE RECTIFIED TO THE ENTIRE SATISFACTION OF THE OWNER AND ARCHITECT AT NO EXTRA COST TO THE OWNER.
- ALL DIMENSIONS INDICATED ON THE DRAWINGS ARE APPROXIMATE AND SHALL NOT BE USED FOR ORDERING AND/OR FABRICATING MATERIALS. THE CONTRACTOR SHALL FIELD CHECK ALL DIMENSIONS PRIOR TO ORDERING AND/OR FABRICATING MATERIALS.
- THE CONTRACTOR SHALL NOT DETAIL, ORDER AND/OR FABRICATE ANY MATERIAL WITHOUT COORDINATING THE SAME WITH THE ACTUAL FIELD CONDITIONS. THE CONTRACTOR ALONE IS RESPONSIBLE FOR THE PROPER FITTING AND CONNECTION OF THE NEW CONSTRUCTION TO THE EXISTING CONSTRUCTION.
- THE CONTRACTOR SHALL PROVIDE ALL LABOR, MATERIALS, EQUIPMENT, TOOLS, APPLIANCES, SERVICES, TRUCKING, HOISTING, SCAFFOLDING, TESTING, LAYOUT, SUPERVISION, ENGINEERING AND ALL OTHER OPERATIONS REQUIRED TO REMOVE EXISTING AND TO FURNISH AND INSTALL ALL WORK REQUIRED IN THE CONTRACT DOCUMENTS
- SPECIAL NOTICE: NOT APPLICABLE
- THE CONTRACTOR SHALL SUPERVISE AND DIRECT HIS WORK AND HE SHALL BE SOLELY RESPONSIBLE FOR ALL CONSTRUCTION MEANS, METHODS, TECHNIQUES, SEQUENCES, AND PROCEDURES, AS PART OF HIS RESPONSIBILITY, THE CONTRACTOR SHALL DESIGN AND SUPERVISE THE CONSTRUCTION OF ANY SCAFFOLDING FOR HIS WORKMEN AND SHORING OF NEW AND EXISTING ELEMENTS OF THE CONSTRUCTION AFFECTED BY HIS WORK.
- THE CONTRACTOR REPRESENTS THAT HE IS FAMILIAR WITH, AND HAS EXPERTISE IN THE SCOPE OF THIS WORK. THE CONTRACTOR AGREES THAT THE CONTRACT INCLUDES ALL WORK FOR THAT SCOPE THAT MAY BE REQUIRED.
- VERIFY THE CONDITIONS OF THE REQUIRED CONSTRUCTION AT THE SITE. COMPARE THESE WITH THE DRAWINGS AND ANY DIFFERENCES SHALL BE BROUGHT TO THE IMMEDIATE ATTENTION OF THE ARCHITECT FOR CLARIFICATION BEFORE THE BID PROPOSAL IS SUBMITTED. THE SUBMISSION OF THE BID PROPOSAL IMPLIES THAT AN INVESTIGATION OF THE SITE CONDITIONS HAS BEEN MADE AND THE METHODS OF CONSTRUCTION ARE UNDERSTOOD.
- THE CONTRACTOR IS RESPONSIBLE FOR THE PROTECTION OF THIS WORK DURING FABRICATION, TRANSIT, STORAGE, INSTALLATION AND UNTIL FINAL ACCEPTANCE BY THE OWNER. UPON COMPLETION, THE CONTRACTOR SHALL CLEAN ALL WORK AND REPAIR, REFINISH OR REPLACE ANY DAMAGED WORK TO THE SATISFACTION OF THE ARCHITECT AND THE OWNER.
- THE CONTRACTOR SHALL REMOVE ALL RUBBISH AND DEBRIS FROM THE PROJECT SITE AT THE CLOSE OF EACH DAY'S WORK. ALL SUCH MATERIALS SHALL BE DISPOSED OF OFF SITE IN A LEGAL MANNER. THE AREA OF WORK SHALL BE MAINTAINED BROOM CLEAN AT ALL TIMES.
- THE OWNER WILL NOT BE RESPONSIBLE FOR LOSS OF OR DAMAGE TO, ANY OF THE CONTRACTOR'S TOOLS, EQUIPMENT, OR MATERIALS BY ANY CAUSE.
- NOTHING STATED IN THE CONTRACT DOCUMENTS IS INTENDED TO CONFLICT WITH ANY APPLICABLE STANDARD, REGULATION, OR CODE.
- WHEN MANUFACTURER'S OF MATERIALS OR FIXTURES USED ON THIS PROJECT PROVIDE INSTALLATION OR MAINTENANCE DIRECTIONS NOT COVERED IN THE SPECIFICATIONS OR DETAILED ON THE DRAWINGS, THE CONTRACTOR FURNISHING THE ITEM SHALL FOLLOW SUCH DIRECTIONS, AND SHALL ISSUE APPROPRIATE COPIES TO HIS SUBCONTRACTORS AND TO OTHER AFFECTED CONTRACTORS.
- THE CONTRACTOR SHALL SECURE ALL PERMITS AND PAY ALL FEES FOR PERMITS AND INSPECTIONS AS REQUIRED FOR THE WORK.
- ALL WORK SHALL BE PERFORMED IN STRICT COMPLIANCE WITH ALL APPLICABLE STATE AND LOCAL BUILDING CODES AND REGULATIONS GOVERNING THE WORK INCLUDING BUT NOT LIMITED TO THE STATE OF NEW JERSEY UNIFORM CONSTRUCTION CODE, THE INTERNATIONAL BUILDING CODE/2009 (INCLUDING ALL SUPPLEMENTS AS ADOPTED), ETC.
- ALL WOOD MATERIALS USED SHALL BE PRESSURE-TREATED WITH FIRE-RETARDANT CHEMICALS IN ACCORDANCE WITH INTERNATIONAL BUILDING CODE SECTION 2303.2 AND SHALL MEET THE FLAME SPREAD CRITERIA WHEN TESTED IN ACCORDANCE WITH ASTM E84. THE MATERIAL SHALL BEAR THE IDENTIFICATION OF AN ACCREDITED AUTHORITY TESTING OR INSPECTION AGENCY SHOWING THE PERFORMANCE RATING THEREOF.
- INSTALL ALL WORK RIGID AND SECURE, PLUMB AND LEVEL. IN ALL INSTANCES WHERE NEW MILLWORK OR CASEWORK ADJOINS EXISTING, MODIFY EXISTING AS REQUIRED AND CUT AND SCRIBE NEW WORK INTO EXISTING TO MAKE A NEAT JOINT.

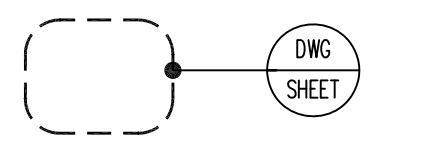
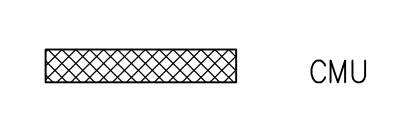

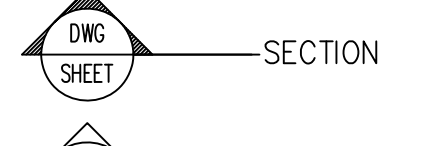
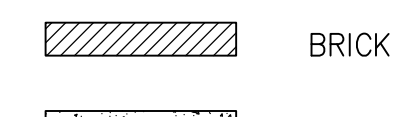
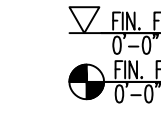
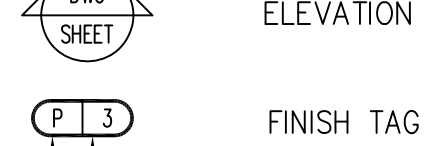
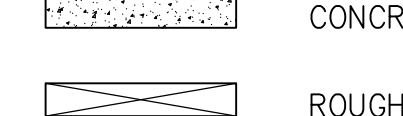

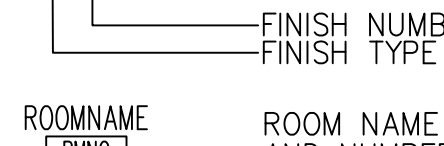



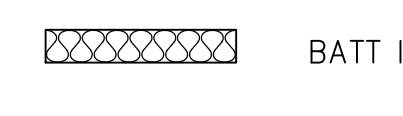

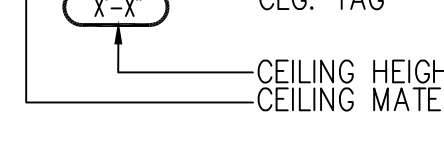
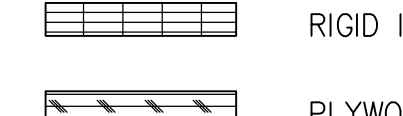

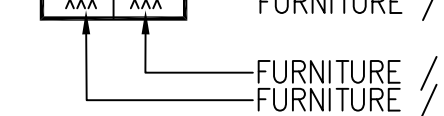





### ADD ALTERNATES

- ADD ALTERNATE #1: REMOVE AND DISPOSE OF EXISTING BATHROOM FLOOR TILE AND WALL BASE. PROVIDE NEW FLOOR TILE (1-101) AND BASE (B-101) THROUGHOUT IN RUNNING BOND PATTERN AS SHOWN ON FINISH PLAN. INCLUDE NEW THRESHOLD IN CARRARA WHITE MARBLE.
- ADD ALTERNATE #2: REMOVE AND DISPOSE OF EXISTING CHANDELIERS AND WALL SCONCES. PROVIDE AND INSTALL NEW SPECIFIED WALL SCONCES AND CHANDELIERS AT EXISTING LOCATIONS.
- ADD ALTERNATE #3: REMOVE AND DISPOSE OF EXISTING CEILING FIXTURES AND WALL SCONCES. PROVIDE AND INSTALL NEW SPECIFIED WALL SCONCES AND CEILING FIXTURES AT EXISTING LOCATIONS.

### PROJECT DATA & CODE STANDARDS

PROJECT NAME:	ROWAN UNIVERSITY CHAMBERLAIN STUDENT CENTER	<ul style="list-style-type: none"> <li>NEW JERSEY UNIFORM CONSTRUCTION CODE (NJUCC, NJAC 5:23)</li> <li>2015 IBC N.J. EDITION (N.J.A.C. 5:23-3.14)</li> <li>ICC/ANSI A117.1-2009 (N.J.A.C. 5:23-7.2)</li> <li>2014 NATIONAL ELECTRIC CODE (N.J.A.C. 5:23-3.16)</li> <li>2015 INTERNATIONAL ENERGY CONSERVATION CODE (N.J.A.C. 5:23-3.18)</li> </ul>
PROJECT LOCATION:	201 MULLICA HILL RD GLASSBORO, NJ 08028	
CONSTRUCTION TYPE:	UNCHANGED	
USE GROUP:	A-3	
SQUARE FOOTAGE:	10,395 SQ. FT.	

### DRAWING SYMBOLS

		CMU		REVISION
		BRICK		HEIGHT (DATUM) INDICATOR
		CONCRETE		CHANGE IN MATERIAL OR HEIGHT
		ROUGH WOOD		DOOR NUMBER OR BORROWED LIGHT
		EARTH		DRAWING NUMBER SHEET NUMBER
		BATT INSULATION		STRUCTURAL GRID
		RIGID INSULATION		
		PLYWOOD		
		GYPSUM WALL BOARD		
		GRAVEL OR STONE		

Item	Description	Location	Manufacturer / Vendor / Contact	Remarks	Rev.#
<b>FINISH SCHEDULE</b>					
<b>ACCESSORIES</b>					
ACC-101	Description: Trash Urn Style: Glaro 33 Gallon Waste Receptacle w/Funnel Top, Bronze Vein - F2031-BV-BV Model: TRC1903103 Color: Bronze Vein Size: 20" Dia x 35" H Capacity: 33 Gallons Quantity: Owner to Verify	Throughout As Noted	Global Industrial Ph: 1.888.978.7759 www.globalindustrial.com	Purchasing	
<b>WALL BASE</b>					
B-101	Description: Bullnose Tile Base Collection: Affinity Model: T-4-3C3 Color: Cream Size: 3 Grout: Laticrete Natural Grey #24	Bathroom	Daltile 800-933-TILE www.daltile.com Contact: Rachel Fernbach Ph: 610-357-7152 Email: rachel.fernbach@daltile.com	Add Alternate #1 By Contractor	
<b>CARPET</b>					
CPT-101	Description: Custom Printed Broadloom Carpet - 0098547 * Ballroom Outfit 1A Design: P078F16DPE / *P078F16DPE-A19001* Colorway: 31JM Pattern Repeat: 10.80"W x 10.80"L Construction: Tufted, Patterned Cut Pile Dye Method: Digital Milltron Dye Injection Face Fiber: Miliken WearOn BCF Nylon Type 6.6 Stain and Soil Protection: StainSmart Mold / Mildew Odor Control: AlphaSan Bull-In Protection Bleach Resistance: ColorSeal Tufted Face Weight: 36 oz/sq yd Tufting Gauge: 110 Stitches: 11.3 inches Primary Backing: Synthetic Woven Secondary Backing: Synthetic Endura-Loc Flame Rating: ASTM E 668 Class 1 Carpet Pad: Tred-Mor 2568, 68 oz Use: Heavy Commercial Note: Design / pattern pending owner approval, see plan for carpet location and extent. See finish plan for coordinating solid color border(s)	Pre-Function, Ballroom Field	Miliken 800-241-4626 www.miliken.com Contact: Megan Luciano Ph: 609-354-8153 Email: megan.luciano@miliken.com	By Contractor	
CPT-102	Description: Custom Printed Broadloom Carpet - 0098549 * Border field 1A Design: *P078J3DPE / *P078J3DPE-A19001* Colorway: 31JM Pattern Repeat: 6.00"W x 15.00"L Construction: Tufted, Patterned Cut Pile Dye Method: Digital Milltron Dye Injection Face Fiber: Miliken WearOn BCF Nylon Type 6.6 Stain and Soil Protection: StainSmart Mold / Mildew Odor Control: AlphaSan Bull-In Protection Bleach Resistance: ColorSeal Tufted Face Weight: 36 oz/sq yd Tufting Gauge: 110 Stitches: 11.3 inches Primary Backing: Synthetic Woven Secondary Backing: Synthetic Endura-Loc Flame Rating: ASTM E 668 Class 1 Carpet Pad: Tred-Mor 2568, 68 oz Use: Heavy Commercial Note: Design / pattern pending owner approval, see plan for carpet location and extent. See finish plan for coordinating solid color border(s)	Ballroom- Border	Miliken 800-241-4626 www.miliken.com Contact: Megan Luciano Ph: 609-354-8153 Email: megan.luciano@miliken.com	By Contractor	
CPT-103	Description: Custom Printed Broadloom Carpet - 0098548 "Rug Infield 1A" Design: P0788P4DPE / *P0788P4DPE-A19001* Colorway: 31JM with soft borders in teal and brown Pattern Repeat: 81.00"W x 81.00"L Construction: Tufted, Patterned Cut Pile Dye Method: Digital Milltron Dye Injection Face Fiber: Miliken WearOn BCF Nylon Type 6.6 Stain and Soil Protection: StainSmart Mold / Mildew Odor Control: AlphaSan Bull-In Protection Bleach Resistance: ColorSeal Tufted Face Weight: 36 oz/sq yd Tufting Gauge: 110 Stitches: 11.3 inches Primary Backing: Synthetic Woven Secondary Backing: Synthetic Endura-Loc Flame Rating: ASTM E 668 Class 1 Carpet Pad: Tred-Mor 2568, 68 oz Use: Heavy Commercial Note: Design / pattern pending owner approval, see plan for carpet location and extent. See finish plan for coordinating solid color border(s)	Ballroom- Inset	Miliken 800-241-4626 www.miliken.com Contact: Megan Luciano Ph: 609-354-8153 Email: megan.luciano@miliken.com	By Contractor	
CPT-104	Description: Carpet Tile Style: Formwork Color: FWK59 Render Construction: Tufted, Level Loop Tile Size: 19.7" x 19.7" Yarn Type: Universal Fibers Solution-Dyed Nylon Type 6.6 Stain and Soil Protection: StainSmart Tufted Face Weight: 19 oz/sq yd Standard Backing: PVC-Free Underscore ES Cushion Flame Rating: ASTM E 668 Class 1 Installation: Monolithic, Direct Glue Note: Carpet pending owner approval, see plan for carpet location and extent	Coal Room	Miliken 800-241-4626 www.miliken.com Contact: Megan Luciano Ph: 609-354-8153 Email: megan.luciano@miliken.com	By Contractor	
<b>DECORATIVE LIGHTING</b>					
DL-101	Description: Ballroom Chandelier Existing to receive new LED bulbs. New fixture (add alternate #2) to be determined.	Ballroom	TBD	Add Alternate #2 By Contractor	
DL-102	Description: Pre-Function Ceiling Mounted Light Existing to receive new LED bulbs. New fixture (add alternate #3) to be determined.	Pre-Function	TBD	Add Alternate #3 By Contractor	
DL-103	Description: Pre-Function Flush Ceiling Mounted Light Existing to receive new LED bulbs. New fixture (add alternate #3) to be determined.	Pre-Function	TBD	Add Alternate #3 By Contractor	
DL-104	Description: Ballroom Wall Sconce Existing to receive new LED bulbs. New fixture (add alternate #2) to be determined.	Ballroom	TBD	Add Alternate #2 By Contractor	
DL-105	Description: Pre-Function Wall Sconce Existing to receive new LED bulbs. New fixture (add alternate #3) to be determined.	Pre-Function	TBD	Add Alternate #3 By Contractor	
<b>DRAPERY / WINDOW TREATMENT</b>					
DR-101	Description: Full Height Drapery with Black-out Liner Style: 3 Finger French Pleat Track: Existing powered track to be reused. Contractor to verify working condition and repair as required. Dimensions: Refer to plan and elevations for extent. Field verify all conditions. Fabrication: 200% Fullness, Provide black-out liner, 4" Double turn hem, all interfaced materials to be straight-slitched at bottom, provide 1" covered corner weights. Overlocked seams and blind stitched hems required. Fabric: MFR: Fabricut Pattern: Signature-L Color: T.B.D. Content: 100% Polyester Width: 57" Repeat: N/A Flammability: Passes NFPA 701	Ballroom with DR-103	Drapery Fabricator: Branson House or Equal Contact: Barry Silverman Ph: 516-764-5066 Email: bsilverman@bransonhouse.com  Fabric: Fabricut Contact: Susan Poletti Ph: 917-267-4955 Email: susan.poletti@fabricut.com	By Contractor	
DR-102	Description: Partial Height Drapery Style: 3 Finger French Pleat Track: Provide new ceiling mounted track. Dimensions: Refer to plan and elevations for extent. Field verify all conditions. Fabrication: 200% Fullness, Provide black-out liner, 4" Double turn hem, all interfaced materials to be straight-slitched at bottom, provide 1" covered corner weights. Overlocked seams and blind stitched hems required. Baton rod draw to be installed behind panels. Fabric: MFR: Fabricut Pattern: Signature-L Color: T.B.D. Content: 100% Polyester Width: 57" Repeat: N/A Flammability: Passes NFPA 701	Pre-Function with DR-104	Drapery Fabricator: Branson House or Equal Contact: Barry Silverman Ph: 516-764-5066 Email: bsilverman@bransonhouse.com  Fabric: Fabricut Contact: Susan Poletti Ph: 917-267-4955 Email: susan.poletti@fabricut.com	By Contractor	

Item	Description	Location	Manufacturer / Vendor / Contact	Remarks	Rev.#
DR-103	Description: Full Height Sheer Drapery Style: Match Existing 3 Finger French Pleat Track: Existing powered track to be reused. Contractor to verify working condition and repair as required. Field verify all conditions. Fabrication: 200% Fullness, 4" Double turn hem, all interfaced materials to be straight-slitched at bottom, provide 1" covered corner weights. Overlocked seams and blind stitched hems required. Fabric: MFR: Fabricut Pattern: Card Color: Sawdust Content: 100% Polyester Width: 118" Repeat: N/A Flammability: Passes NFPA 701	Ballroom with DR-101	Drapery Fabricator: Branson House or Equal Contact: Barry Silverman Ph: 516-764-5066 Email: bsilverman@bransonhouse.com  Fabric: Fabricut Contact: Susan Poletti Ph: 917-267-4955 Email: susan.poletti@fabricut.com	By Contractor	
DR-104	Description: Partial Height Sheer Drapery Style: Match Existing 3 Finger French Pleat Track: Provide new ceiling mounted track. Dimensions: Refer to plan and elevations for extent. Field verify all conditions. Fabrication: 200% Fullness, 4" Double turn hem, all interfaced materials to be straight-slitched at bottom, provide 1" covered corner weights. Overlocked seams and blind stitched hems required. Baton rod draw to be installed behind panels. Fabric: MFR: Fabricut Pattern: Card Color: Sawdust Content: 100% Polyester Width: 118" Repeat: N/A Flammability: Passes NFPA 701	Pre-Function with DR-102	Drapery Fabricator: Branson House or Equal Contact: Barry Silverman Ph: 516-764-5066 Email: bsilverman@bransonhouse.com  Fabric: Fabricut Contact: Susan Poletti Ph: 917-267-4955 Email: susan.poletti@fabricut.com	By Contractor	
<b>FABRIC</b>					
FAB-101	Description: Fabric for acoustical wrapped panels Pattern: FR-One Color: Cream Width: 57" Content: 100% FR-Polyester Flammability: Passes NFPA 701 Note: See plans and elevations for extent. Refer to detail 3/A4.2 for fabrication.	Ballroom	Fabric: Fabricut Contact: Susan Poletti Ph: 917-267-4955 Email: susan.poletti@fabricut.com	By Contractor	
FAB-102	Description: Upholstery Fabric Pattern: Akas 46064 Color: 008 Peat Width: 54" Content: 100% Polyurethane, Polyester Backing Abrasion: 95,000* Note: Alternate - graded in chair fabric T.B.D. upon final chair selection	Ballroom on SG-101, SG-102, and SG-103	Maharam Contact: Jill Kupcha Ph: 800-645-3943 x2906 Email: jkupcha@maharam.com	Purchasing	
<b>PAINT</b>					
PT-101	Description: Paint Model #: SW7566 Color: Westhighland White Type: Acrylic Latex Enamel Paint for Commercial Use Finish: Semi-Gloss at Doors and Frames, Eggshell at Walls, Flat at Ceilings	As Noted	Sherwin Williams 226 Talmadge Road P.O. Box 847 Edison NJ 08818 Contact: David Hall Ph: (908) 309-8709	By Contractor	
PT-102	Description: Paint Model #: SW6121 Color: White Wheat Type: Acrylic Latex Enamel Paint for Commercial Use Finish: Semi-Gloss at Doors and Frames, Eggshell at Walls, Flat at Ceilings	As Noted	Sherwin Williams 226 Talmadge Road P.O. Box 847 Edison NJ 08818 Contact: David Hall Ph: (908) 309-8709	By Contractor	
<b>SEATING</b>					
SG-101	Description: Banquet Chair Quantity: 500 Style: TBD Dimension: COM Yardage: Fabric: FAB-102 (refer to fabric specification) Finish: Glides: Nylon for carpet Stacking: 10 High Note: All finishes to be submitted for approval prior to order.	Ballroom	TBD	Purchasing	
SG-102	Description: Stage Chair Quantity: 6 Style: 500-2060 Dimension: 24.5"W x 27"D x 40.5"H COM Yardage: 3.5 Fabric: FAB-102 (refer to fabric specification) Finish: Submit for selection Glides: Nylon for carpet Note: All finishes to be submitted for approval prior to order.	Ballroom	Charter Contact: Ira Goodelman Ph: 609-306-5249 Email: ira.goodelman@grmansales.com	Purchasing	
SG-103	Description: Stage Chair Quantity: 10 Style: 564 Topaz Arm Dimension: 24" x 27"D x 23"W COM Yardage: 2.25 Fabric: FAB-102 (refer to fabric specification) Finish: Submit for selection Glides: Nylon for carpet Note: All finishes to be submitted for approval prior to order.	Ballroom	ISA International Contact: Nick Schulte Ph: 800-861-3928 x 225 Email: NickSchulte@havesaat.com	Purchasing	
<b>TILE</b>					
T-101	Description: Floor Tile Collection: Affinity Model: AF01 Color: Cream 12 x 24 x 3/8" Installation: Running Bond Grout: Laticrete Natural Grey #24	Bathroom	Daltile 800-933-TILE www.daltile.com Contact: Rachel Fernbach Ph: 610-357-7152 Email: rachel.fernbach@daltile.com	Add Alternate #1 By Contractor	
<b>WALLCOVERING</b>					
WC-101	Description: Vinyl Wallcovering Collection: Pattern: Model#: Color: Width: 52/54" Repeat: Weight: 20 oz./y. Type II Backing: Flame Rating: Class A (ASTM E-84) Installation: Note: Contractor to provide material allowance of \$20.00 Linear yard	Pre-Function	TBD	By Contractor	
WC-102	Description: Vinyl Wallcovering Collection: London Chic Pattern: Vauxhall Model#: GQH 12831020 Color: Solstice Width: 54" Repeat: 52" H x 25.25" V Weight: 20.03 oz./y., Type II Backing: Non-Woven Flame Rating: Class A (ASTM E-84) Installation: Straight hung, Random match	Bathroom	Wolf Gordon 800-347-0560 www.wolfgordon.com Contact: Carol Mortimer Ph: 902-698-4390 Email: carol.mortimer@wolfgordo.n.com	By Contractor	
<b>WOOD</b>					
WD-101	Wood Finish to Match Existing	As Noted		By Contractor	



**R2Architects, LLC**

110 Kresson-Gibbsboro Road  
Suite B  
 Voorhees, New Jersey 08043  
Voice: 856 566 1515  
Fax: 856 566 0930  
web: www.R2Architects.com

*David J. Rudzenski*  
David J. Rudzenski, AIA  
NJ No. 08443  
Date: -----

THESE DRAWINGS ARE BASED ON AVAILABLE DOCUMENTS AND GENERAL FIELD SURVEY OF THE BUILDING. RELIANCE ON THESE DOCUMENTS IS LIMITED TO THE GENERAL LAYOUT, DESIGN CONCEPT AND SCOPE OF WORK. CONTRACTOR(S) SUBMITTING BIDS MUST CERTIFY, THROUGH PRIOR FIELD INVESTIGATION AND SURVEY OF EXISTING CONDITIONS AND DIMENSIONS, THAT HIS BID INCLUDES ALL WORK REQUIRED AND REFLECTS ACTUAL CONDITIONS OF THE BUILDING. ALL DIMENSIONS MUST BE VERIFIED BY CONTRACTOR AND THE ARCHITECT NOTIFIED OF ANY DISCREPANCIES BEFORE PROCEEDING WITH THE CONSTRUCTION. DO NOT SCALE DRAWINGS.

© R2ARCHITECTS, LLC

R2A PROJECT # 18625.01  
PROJECT TITLE



**CHAMBERLAIN  
STUDENT  
CENTER  
BALLROOM  
REFURBISHMENT**

DRAWING TITLE

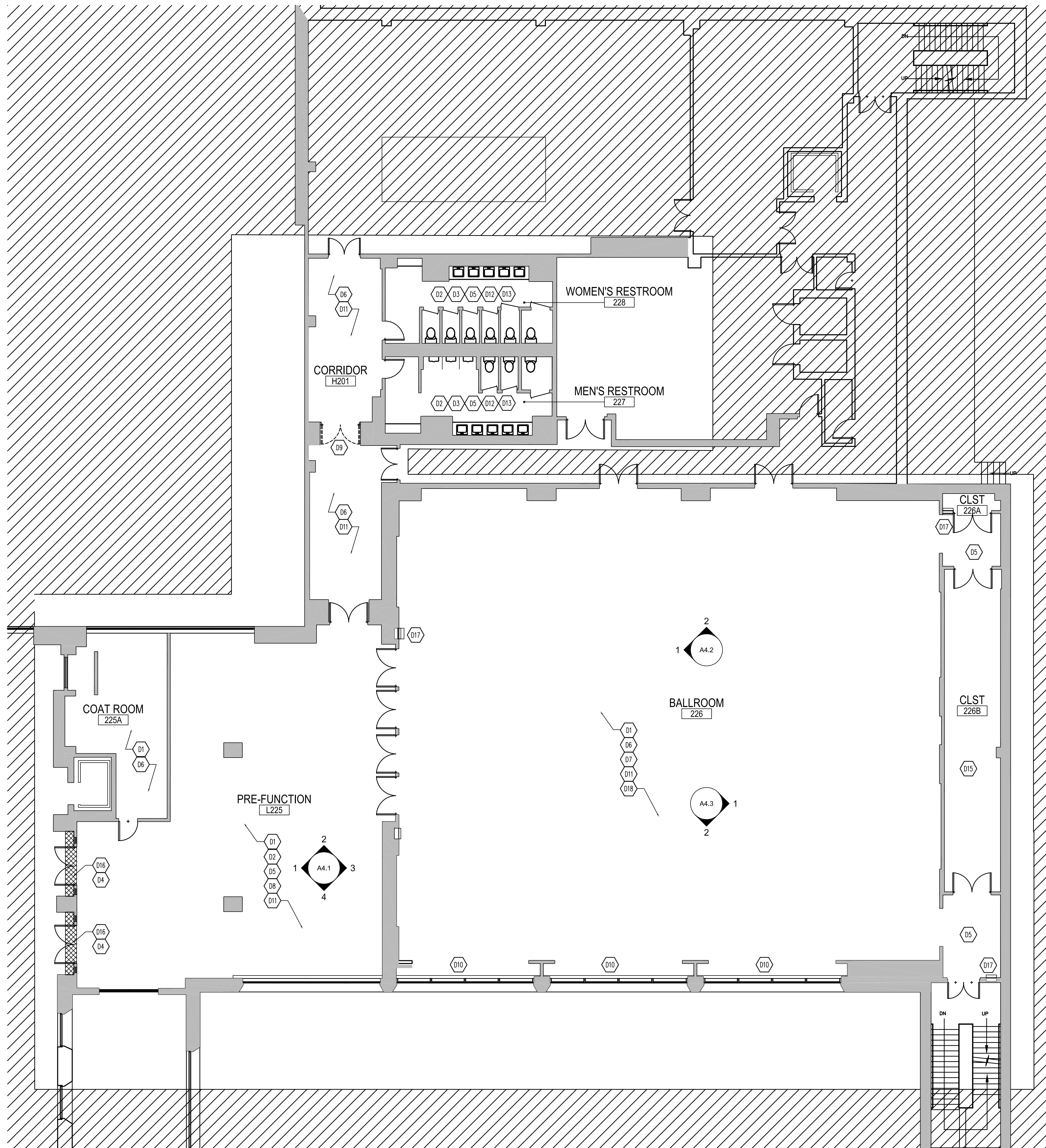
**FINISH SCHEDULE**

SCALE	AS NOTED	
DRAWN	SLC	
CHECKED	JFR	
APPROVED	JFR	
SUBMISSIONS / REVISIONS		
SYM.	DATE	DESCRIPTION
	1/29/2019	95% OWNER REVIEW
	2/6/2019	ISSUED FOR BID

DRAWING NO.

**A0.1**

LAST SAVE: s:\projects\18625\rowan\18625.01 Ballroom\301 - CV\301 - A0.1.dwg LAYOUT: A0.1  
 DATE/TIME: Wednesday, February 06, 2019 - 10:36:05 am  
 DWG NAME: H:\Projects\18625\rowan\18625.01 Ballroom\301 - CV\301 - A0.1.dwg LAYOUT: A0.1



- DEMOLITION NOTES:**
- REMOVE EXISTING CARPET AND PAD; PREP SLAB SMOOTH TO RECEIVE NEW SPECIFIED FLOOR FINISH.
  - REMOVE EXISTING WALLCOVERING. PREP WALL SMOOTH TO RECEIVE NEW WALLCOVERING.
  - ADD ALTERNATE #1 - REMOVE AND DISPOSE OF EXISTING TILE FLOOR, WALL BASE AND THRESHOLD. PREP FLOOR AND WALL TO RECEIVE NEW FLOOR TILE AND BASE.
  - REMOVE EXISTING DOOR THRESHOLD/LOCKS/ AND HARDWARE. PROVIDE NEW BRASS PANIC HARDWARE WITH FLOOR/FRAME LOCK TO MATCH EXISTING FINISH.
  - PREP CEILING AND TRIM TO RECEIVE NEW PAINT.
  - EXISTING ACT CEILING AT THIS AREA TO REMAIN. OWNER TO TOUCH UP AND REPLACE ACT AS REQUIRED.
  - ADD ALTERNATE #2: REMOVE AND DISPOSE OF EXISTING CHANDELIERS AND WALL SCONCES. PREPARE SURFACE FOR NEW SPECIFIED FIXTURE.
  - ADD ALTERNATE #3: REMOVE AND DISPOSE OF EXISTING CEILING FIXTURES AND WALL SCONCES. PREPARE AREA TO RECEIVE NEW SPECIFIED FIXTURE.
  - REMOVE EXISTING CORRIDOR DOORS. REPLACE ALL DAMAGED CASING AND WOOD STOPS TO MAKE FOR A WOOD CASED OPENING WITH WOOD AND STAIN TO MATCH EXISTING.
  - REMOVE & DISPOSE OF EXISTING DRAPERY AND SHEER. TRACK TO REMAIN FOR USE WITH NEW DRAPERY. REPAIR AS REQUIRED.
  - REMOVE ALL EXISTING OUTLET AND SWITCH PLATE COVERS. REPLACE WITH NEW BRONZE COVER(S). SUBMIT SAMPLE FOR ARCHITECT / OWNER APPROVAL.
  - EXISTING ACCESSORIES, TOILETS, VANITY & SINK COUNTER, SINKS AND FAUCETS TO REMAIN.
  - EXISTING WALL SCONCES TO REMAIN.
  - COORDINATE WITH OWNER REMOVAL AND STORAGE OF EXISTING FURNITURE.
  - EXISTING FINISHES TO REMAIN AT THIS ROOM.
  - REMOVE EXISTING METAL FLOOR TRANSITION STRIP AND CERAMIC FLOOR TILE. FLASH PATCH TO EXISTING PUBLIC CORRIDOR TILE AS REQUIRED TO RECEIVE NEW SPECIFIED FLOOR FINISH.
  - EXISTING FIRE EXTINGUISHER CABINETS TO REMAIN. PROVIDE NEW BRONZE ELECTROSTATIC PAINT. SUBMIT FINISH OPTIONS TO ARCHITECT FOR SELECTION.
  - EXISTING ACT CEILING, GWB CEILING, AND CROWN TO REMAIN.
- NOTES:**  
 -----INDICATED ITEMS TO BE DEMOLISHED.  
 CONTRACTOR SHALL PATCH, REPAIR AND/OR REPLACE GWB SURFACES AS REQUIRED DUE TO DEMO, INSTALLATION OF NEW FIXTURES AND DEVICES, AND TO ACCOMMODATE NEW FINISHES.

**1 FLOOR PLAN**  
 SCALE: 1/8" = 1'-0"



**R2Architects, LLC**  
 110 Kresson-Gibbsboro Road  
 Suite 9  
 Voorhees, New Jersey 08043  
 voice: 856 566 1515  
 fax: 856 566 0930  
 web: www.R2Architects.com

David J. Rudzenski, AIA  
 NJ No. 08443  
 Date: -----

THESE DRAWINGS ARE BASED ON AVAILABLE DOCUMENTS AND GENERAL FIELD SURVEY OF THE BUILDING. RELIANCE ON THESE DOCUMENTS IS LIMITED TO THE GENERAL LAYOUT, DESIGN CONCEPT AND SCOPE OF WORK. CONTRACTOR(S) SUBMITTING BIDS MUST CERTIFY, THROUGH PRIOR FIELD INVESTIGATION AND SURVEY OF EXISTING CONDITIONS AND DIMENSIONS, THAT HIS BID INCLUDES ALL WORK REQUIRED AND REFLECTS ACTUAL CONDITIONS OF THE BUILDING. ALL DIMENSIONS MUST BE VERIFIED BY CONTRACTOR AND THE ARCHITECT. NOTIFIED OF ANY DISCREPANCIES BEFORE PROCEEDING WITH THE CONSTRUCTION. DO NOT SCALE DRAWINGS.  
 © R2ARCHITECTS, LLC

R2A PROJECT # 18625.01  
 PROJECT TITLE



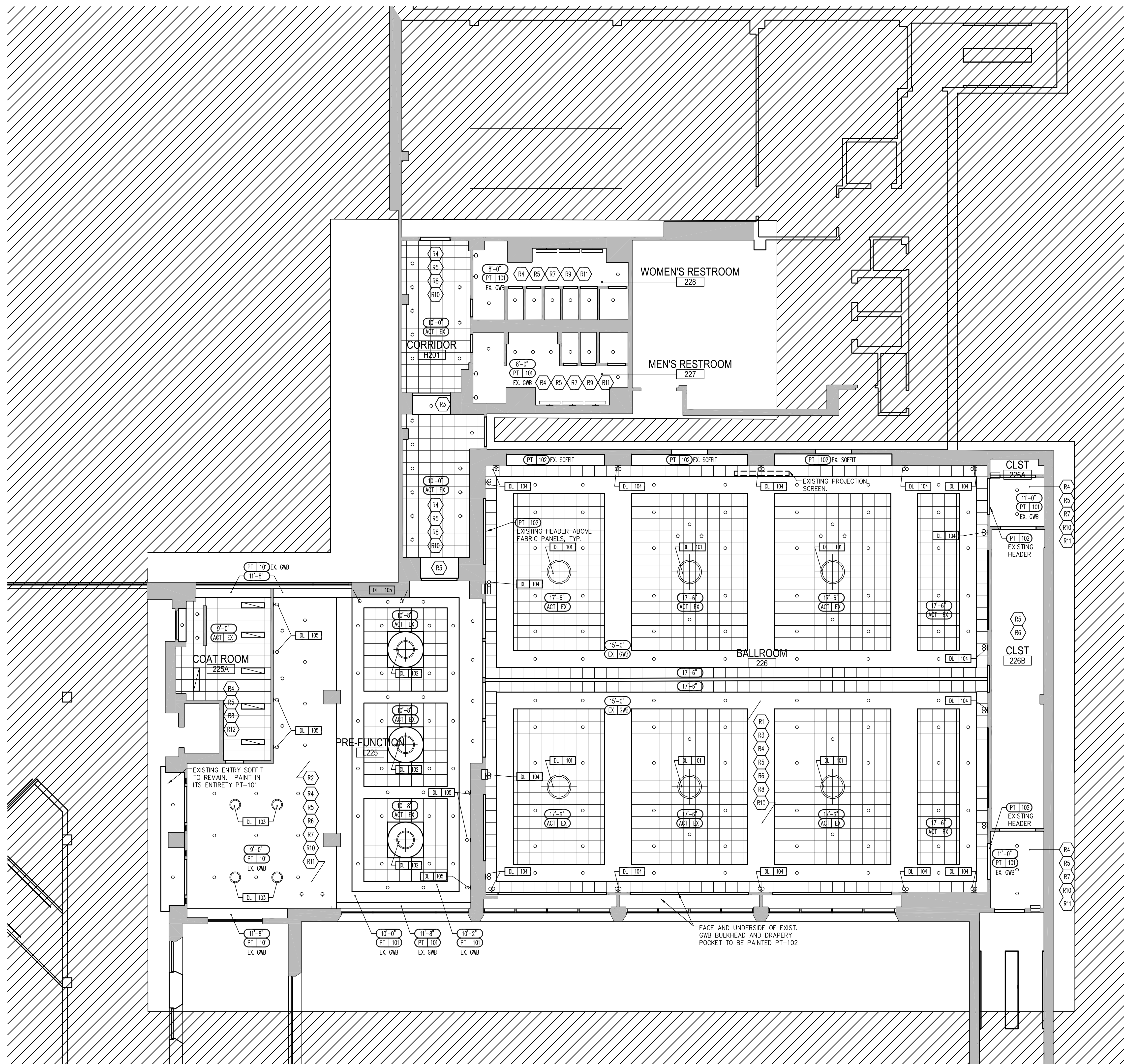
**CHAMBERLAIN STUDENT CENTER BALLROOM REFURBISHMENT**

DRAWING TITLE  
**FLOOR PLAN**

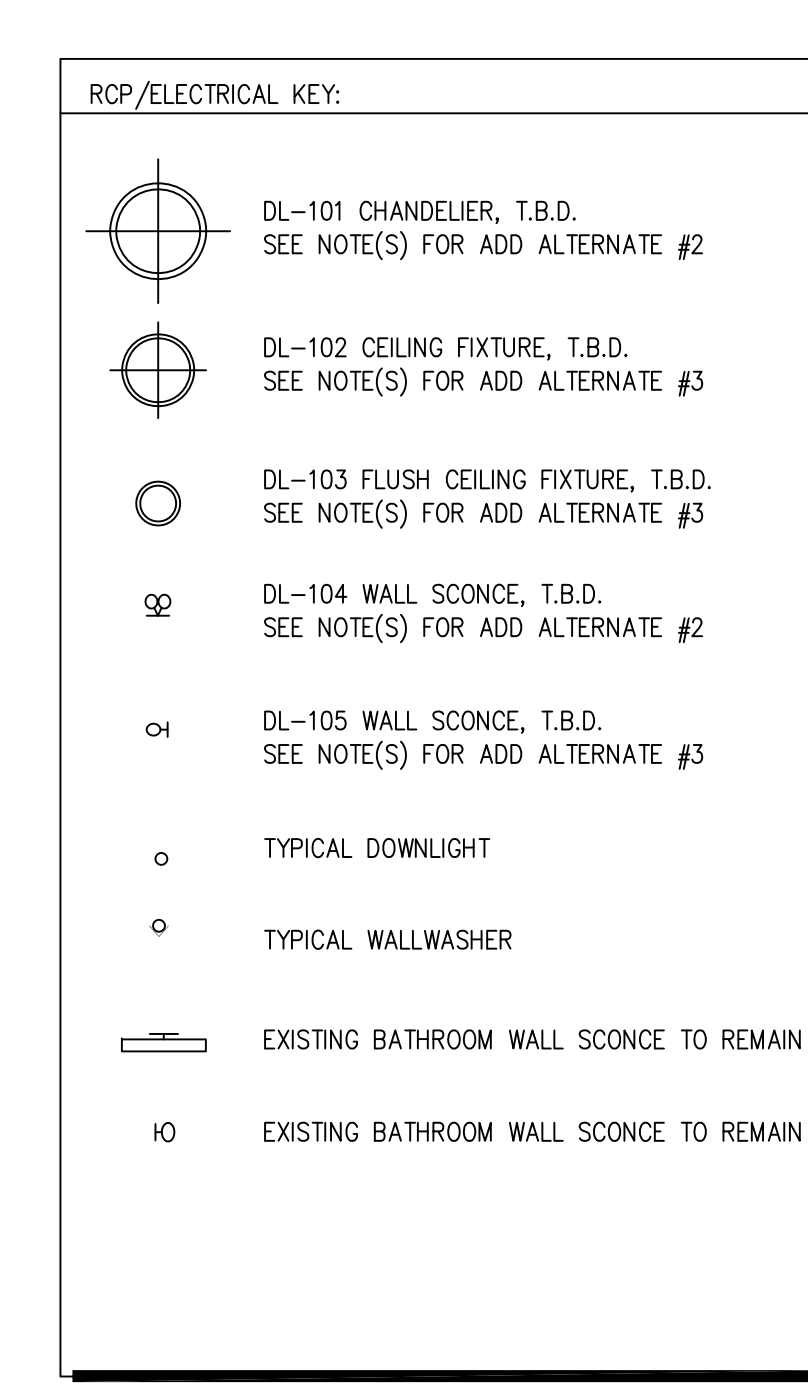
SCALE	AS NOTED	
DRAWN	SLC	
CHECKED	JPR	
APPROVED	JPR	
SUBMISSIONS / REVISIONS		
SYM.	DATE	DESCRIPTION
	1/29/2019	95% OWNER REVIEW
	2/6/2019	ISSUED FOR BID

DRAWING NO.  
**A1.1**

LAST SAVE: scsno FLOTTED BY: scsno  
 DATE/TIME: Wednesday, February 06, 2019 - 10:36:52 am  
 DWG NAME: H:\Projects\18625\Rowan\18625.01 Ballroom\201 - CV\2501 - A1-1.dwg LAYOUT: A1.1



- RCP/ELECTRICAL NOTES:
- ADD ALTERNATE #2: PROVIDE AND INSTALL NEW SPECIFIED WALL SCONCES AND CHANDELIERS AT EXISTING LOCATIONS.
  - ADD ALTERNATE #3: PROVIDE AND INSTALL NEW SPECIFIED WALL SCONCES AND CEILING FIXTURES AT EXISTING LOCATIONS.
  - EXISTING ACT, GWB CEILING, AND CROWN MOULDING TO REMAIN.
  - EXISTING RECESSED DOWNLIGHTS AND WALL WASHERS TO REMAIN.
  - EXISTING SPRINKLER HEADS TO REMAIN.
  - EXISTING CEILING AND FIXTURES TO REMAIN.
  - PAINT EXISTING CEILING & SOFFITS AS NOTED; COVER / PROTECT EXISTING CEILING MOUNTED SIGNAGE / DEVICES.
  - EXISTING CEILING TILE TO REMAIN. OWNER TO REPAIR AND REPLACE AS REQUIRED.
  - EXISTING WALL SCONCES TO REMAIN.
  - PROVIDE AND INSTALL NEW OUTLET, DEVICES, AND SWITCH PLATES IN BRONZE FINISH AT EXISTING LOCATIONS. TYPICAL FOR ALL LOCATIONS. SUBMIT FINISH SAMPLE TO ARCHITECT / OWNER FOR APPROVAL.
  - ALL CEILING GRILLES (EXHAUST AND MAKE-UP AIR) AND PAINTED CEILING DEVICES TO BE PT-101, TYP.
  - EXISTING 1 X 4 FIXTURES TO REMAIN.
- NOTES:  
SEE FFE SPECIFICATIONS FOR ADDITIONAL INFORMATION.



1 REFLECTED CEILING PLAN  
SCALE: 1/8" = 1'-0"

LAST SAVE: scores\_PLOTTED\_BV\_scores  
DATE/TIME: Wednesday, February 06, 2019 - 10:37:31 am  
DWG NAME: H:\Projects\18625.01\_Balroom\201 - 02-1.dwg LAYOUT: A2.1



**R2Architects, LLC**

110 Kresson-Gibbsboro Road  
Suite 9  
Voorhees, New Jersey 08043  
voice: 856 566 1515  
fax: 856 566 0930  
web: www.R2Architects.com

*David J. Rudzenski*

David J. Rudzenski, AIA  
NJ No. 08443  
Date: -----

THESE DRAWINGS ARE BASED ON AVAILABLE DOCUMENTS AND GENERAL FIELD SURVEY OF THE BUILDING. RELIANCE ON THESE DOCUMENTS IS LIMITED TO THE GENERAL LAYOUT, DESIGN CONCEPT AND SCOPE OF WORK. CONTRACTOR(S) SUBMITTING BIDS MUST CERTIFY, THROUGH PRIOR FIELD INVESTIGATION AND SURVEY OF EXISTING CONDITIONS AND DIMENSIONS, THAT HIS BID INCLUDES ALL WORK REQUIRED AND REFLECTS ACTUAL CONDITIONS OF THE BUILDING. ALL DIMENSIONS MUST BE VERIFIED BY CONTRACTOR AND THE ARCHITECT. NOTIFIED OF ANY DISCREPANCIES BEFORE PROCEEDING WITH THE CONSTRUCTION. DO NOT SCALE DRAWINGS.

© R2ARCHITECTS, LLC

R2A PROJECT # 18625.01  
PROJECT TITLE



**CHAMBERLAIN  
STUDENT  
CENTER  
BALLROOM  
REFURBISHMENT**

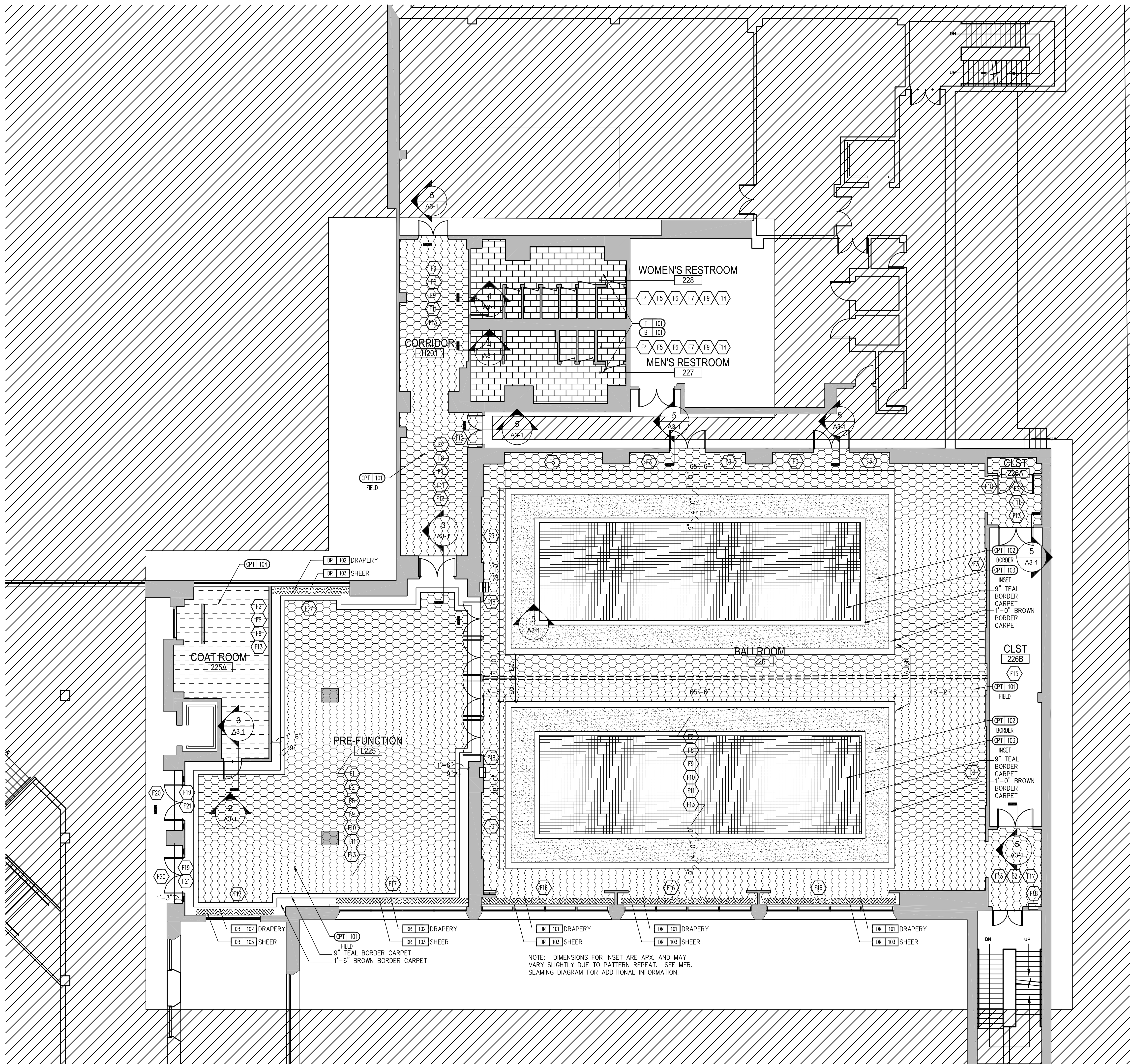
DRAWING TITLE

**REFLECTED  
CEILING PLAN**

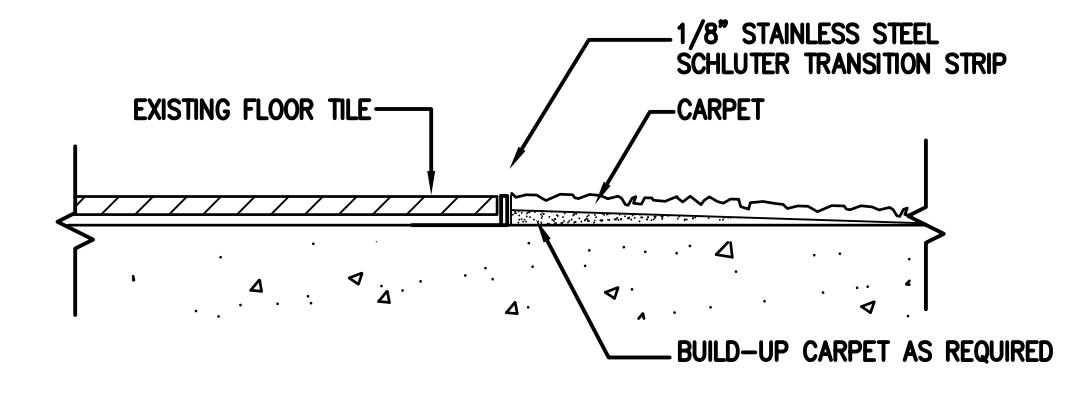
SCALE	AS NOTED	
DRAWN	SJC	
CHECKED	JFR	
APPROVED	JFR	
SUBMISSIONS / REVISIONS		
SYM.	DATE	DESCRIPTION
	1/29/2019	95% OWNER REVIEW
	2/6/2019	ISSUED FOR BID

DRAWING NO.

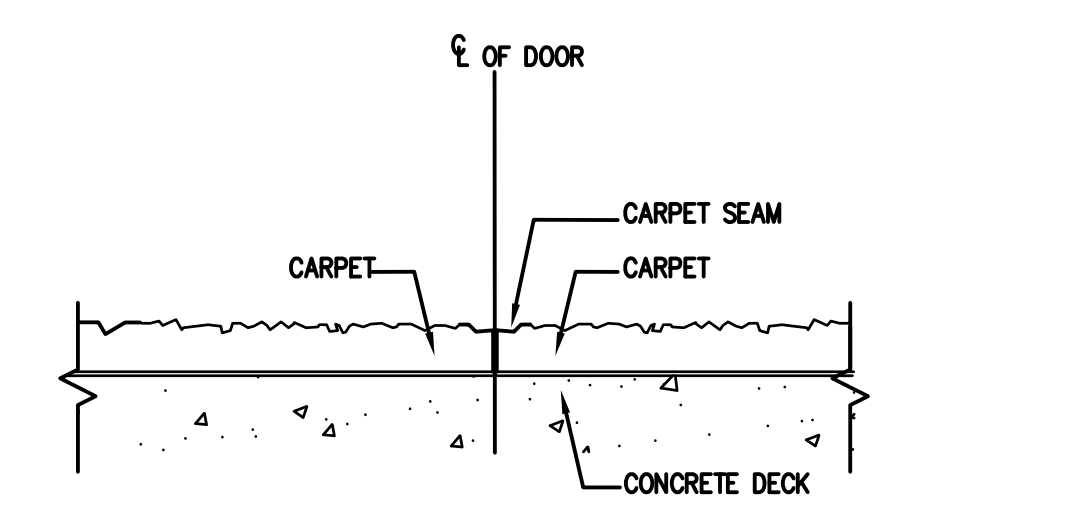
**A2.1**



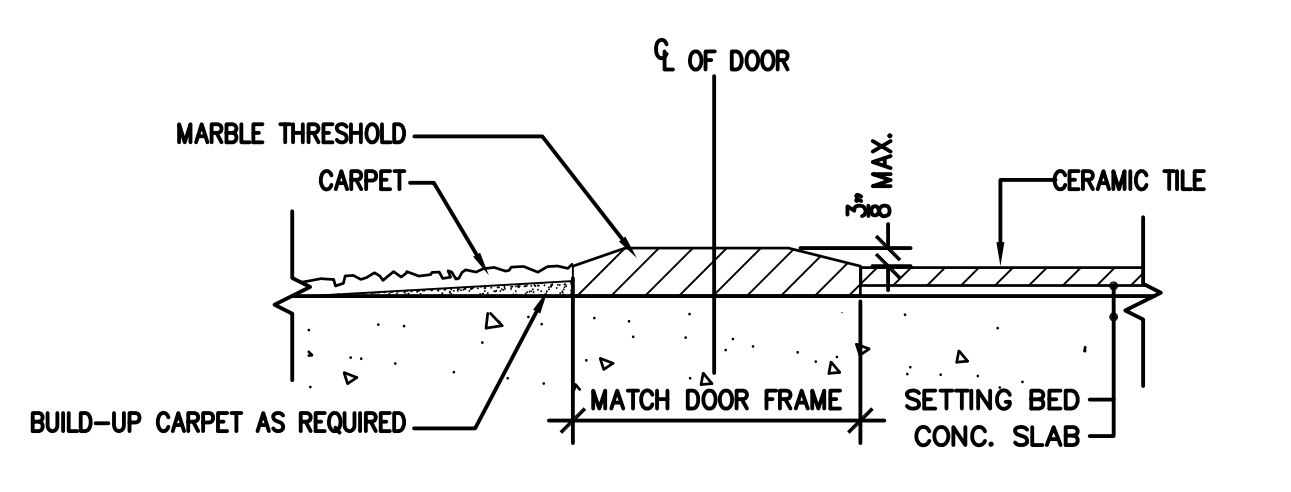
- FINISH NOTES:**
1. PROVIDE NEW WALLCOVERING WC-101 ABOVE EXISTING WANSKOT THROUGHOUT ROOM.
  2. PAINTED WALLS TO RECEIVE NEW WALL PAINT PT-102.
  3. PROVIDE NEW FABRIC WRAPPED ACOUSTICAL WALL PANELS FOR EXTENT OF EXISTING. NEW PANELS TO BE APPLIED OVER EXISTING. REFER TO INTERIOR ELEVATIONS AND DETAIL FOR ADDITIONAL INFORMATION.
  4. ADD ALTERNATE #1: PROVIDE NEW FLOOR TILE (T-101) THROUGHOUT IN RUNNING BOND PATTERN AS SHOWN. INCLUDE NEW THRESHOLD IN CARRARA WHITE MARBLE.
  5. ADD ALTERNATE #1: PROVIDE NEW WALL BASE (B-101) THROUGHOUT.
  6. PROVIDE NEW WALLCOVERING WC-102.
  7. EXISTING PAINTED WALLS TO RECEIVE NEW PAINT PT-101.
  8. PROVIDE NEW CARPET THROUGHOUT AS NOTED. MANUFACTURER TO PROVIDE SEAMING DIAGRAM.
  9. EXISTING WOOD DOORS AND FRAMES TO REMAIN. AND, REPAIR AND REFINISH TO LIKE NEW CONDITION.
  10. EXISTING WANSKOTING, BASE AND CHAIR RAIL TO REMAIN. SAND, FILL, REPAIR, AND REFINISH TO LIKE NEW CONDITION. SEE DEDUCT ALTERNATE #1.
  11. EXISTING PAINTED DOORS TO RECEIVE NEW PAINT PT-102.
  12. PROVIDE NEW BRONZE KICK PLATE AT EXISTING DOORS.
  13. ALL WALL GRILLES (EXHAUST AND MAKE-UP AIR) AND PAINTED WALL DEVICES TO BE PT-102, TYP.
  14. ALL WALL GRILLES (EXHAUST AND MAKE-UP AIR) AND PAINTED WALL DEVICES TO BE PT-101, TYP.
  15. EXISTING WALL, FLOOR, AND CEILING FINISHES TO REMAIN.
  16. PROVIDE NEW SPECIFIED DRAPERY AND SHEER AT EXISTING TRACK. FABRICATOR TO FIELD VERIFY EXTENT.
  17. PROVIDE NEW SPECIFIED DRAPERY, SHEER, AND TRACK. FABRICATOR TO FIELD VERIFY EXTENT.
  18. ALL EXISTING FF CABINETS TO RECEIVE NEW ELECTROSTATIC METALIC PAINT FINISH. CONTRACTOR TO VERIFY ALL LOCATIONS. SUBMIT COLOR OPTIONS TO ARCHITECT AND OWNER FOR SELECTION.
  19. NEW IN ALUMINUM DARK BRONZE THRESHOLD TO ACCOMMODATE DOOR HARDWARE AND STRIKE LOCATION(S) / LOCK(S) AS SPECIFIED BY OWNER.
  20. PROVIDE NEW TRANSITION STRIP AS SPECIFIED AT TRANSITION OF NEW FLOORING TO EXISTING CORRIDOR TILE.
  21. PROVIDE NEW BRASS PANIC HARDWARE, WITH FLOOR WAND FRAME LOCKS.
- NOTES:**  
SEE FFE SPECIFICATIONS AND ELEVATIONS FOR ADDITIONAL INFORMATION.



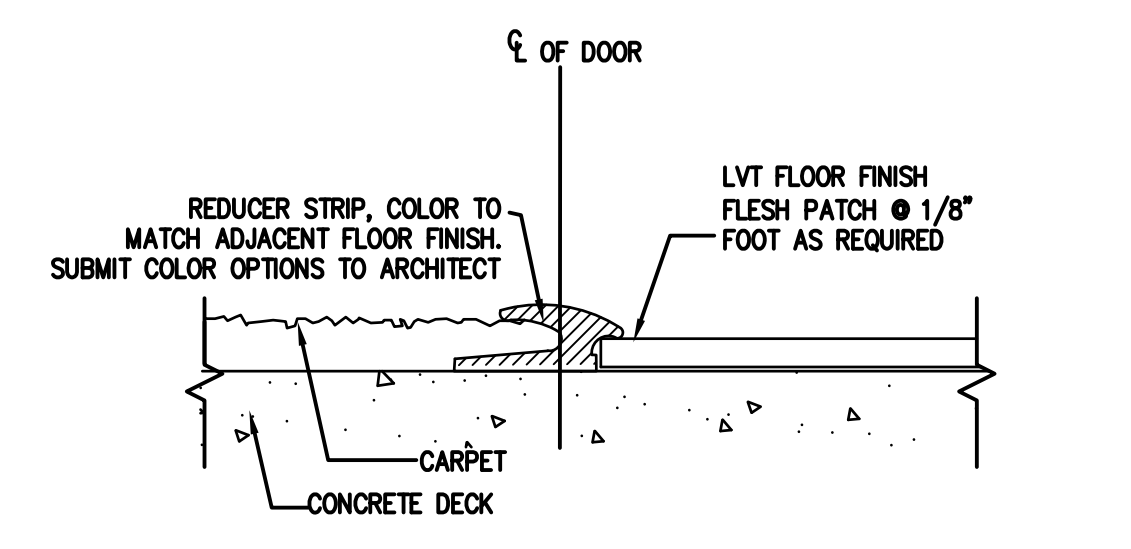
2 EXISTING TILE TO CARPET  
SCALE: 3" = 1'-0"



3 CARPET TO CARPET  
SCALE: 3" = 1'-0"



4 CARPET TO TILE  
SCALE: 3" = 1'-0"



5 CARPET TO RESILIENT FLOOR  
SCALE: 3" = 1'-0"

1 FLOOR FINISH PLAN  
SCALE: 1/8" = 1'-0"



**R2Architects, LLC**  
110 Kresson-Gibbsboro Road  
Suite 9  
Voorhees, New Jersey 08043  
voice: 856 566 1515  
fax: 856 566 0930  
web: www.R2Architects.com

David J. Rudzenski, AIA  
NJ No. 08443  
Date: -----

THESE DRAWINGS ARE BASED ON AVAILABLE DOCUMENTS AND GENERAL FIELD SURVEY OF THE BUILDING. RELIANCE ON THESE DOCUMENTS IS LIMITED TO THE GENERAL LAYOUT, DESIGN CONCEPT AND SCOPE OF WORK. CONTRACTOR(S) SUBMITTING BIDS MUST CERTIFY, THROUGH PRIOR FIELD INVESTIGATION AND SURVEY OF EXISTING CONDITIONS AND DIMENSIONS, THAT HIS BID INCLUDES ALL WORK REQUIRED AND REFLECTS ACTUAL CONDITIONS OF THE BUILDING. ALL DIMENSIONS MUST BE VERIFIED BY CONTRACTOR AND THE ARCHITECT NOTIFIED OF ANY DISCREPANCIES BEFORE PROCEEDING WITH THE CONSTRUCTION. DO NOT SCALE DRAWINGS.

PROJECT # 18625.01  
PROJECT TITLE



**CHAMBERLAIN STUDENT CENTER BALLROOM REFURBISHMENT**

DRAWING TITLE

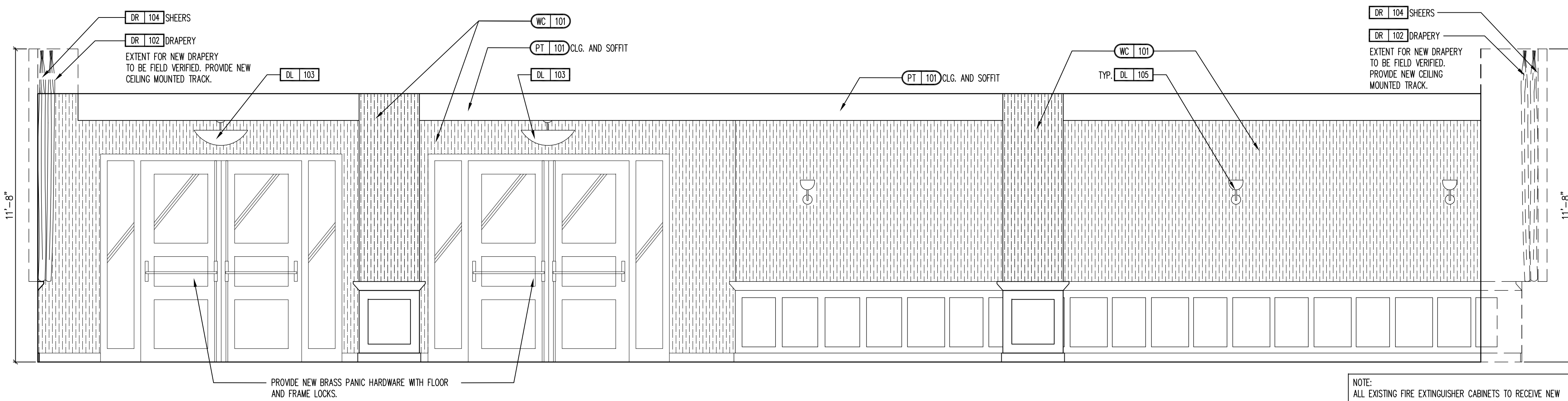
**FLOOR FINISH PLAN**

SYMBOL	DATE	DESCRIPTION
1/29/2019	95% OWNER REVIEW	
2/6/2019	ISSUED FOR BID	

DRAWING NO.

**A3.1**

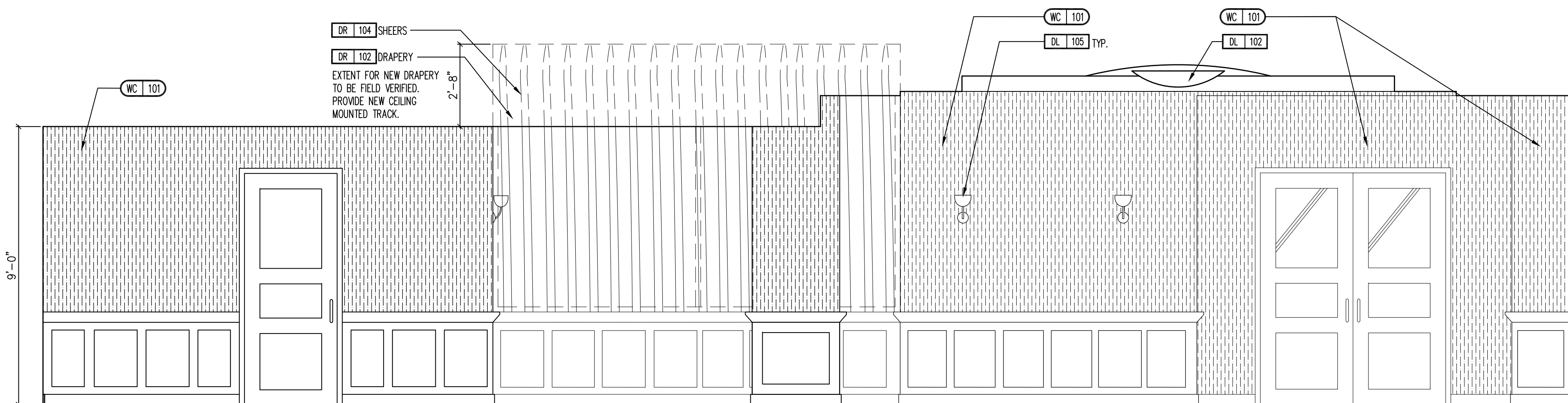
LAST SAVE: scores PLOTTED BY: scores  
DATE/TIME: Wednesday, February 06, 2019 - 10:38:13 am  
DWG NAME: H:\Projects\18625\Rowan\18625.01 Ballroom\A3.1 - CHAM. LAYOUT.dwg



- NOTES:
- ALL EXISTING FIRE EXTINGUISHER CABINETS TO RECEIVE NEW BRONZE TONE ELECTROSTATIC PAINT FINISH. CONTRACTOR TO SUBMIT COLOR OPTIONS TO ARCHITECT FOR SELECTION.
  - BASE BID: AT EXISTING WOOD DOORS, FRAMES, BASE, CHAIR RAILS, WAINSCOTING THROUGHOUT PRE-FUNCTION, BALLROOM, AND BATHROOMS - FILL HOLES AND NICKS, REPAIR/REPLACE HEAVILY DAMAGED OR MISSING AREAS, SAND, STAIN, AND PROVIDE CLEAR SATIN FINISH TO LIKE NEW CONDITION.
  - DEDUCT ALTERNATE #1: EXISTING WOOD DOORS, FRAMES, BASE, CHAIR RAILS, WAINSCOTING, - CLEAN, FILL, AND TOUCH UP ALL NICKS AND SCUFFS THROUGHOUT PRE-FUNCTION, BALLROOM, AND BATHROOM

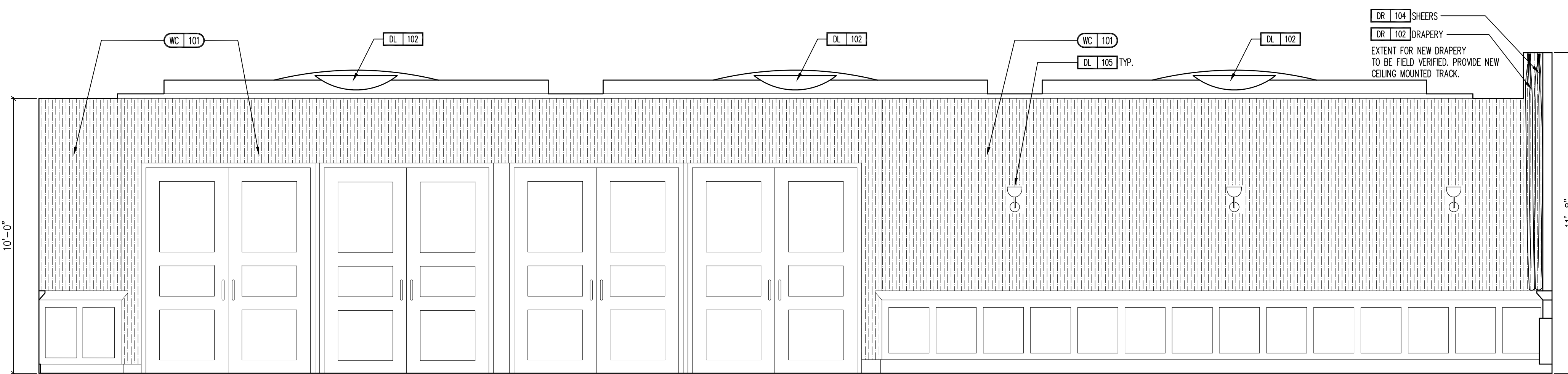
1 ELEVATION - PRE-FUNCTION

SCALE: 3/8" = 1'-0"



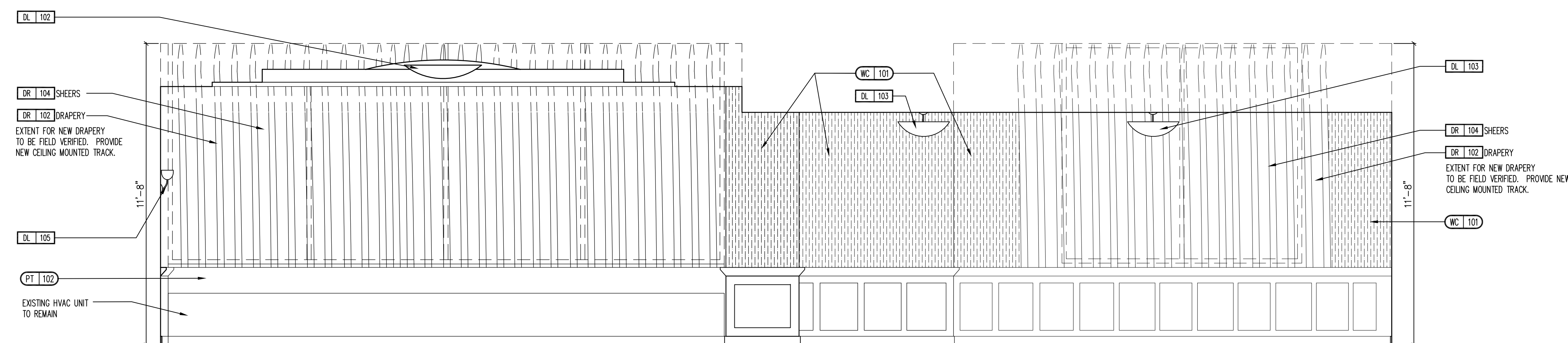
2 ELEVATION - PRE-FUNCTION

SCALE: 3/8" = 1'-0"



3 ELEVATION - PRE-FUNCTION

SCALE: 3/8" = 1'-0"



4 ELEVATION - PRE-FUNCTION

SCALE: 3/8" = 1'-0"



**R2Architects, LLC**

110 Kresson-Gibbsboro Road  
Suite B  
Voorhees, New Jersey 08043  
voice: 856 566 1515  
fax: 856 566 0930  
web: www.R2Architects.com

*David J. Rudzenski*

David J. Rudzenski, AIA  
NJ No. 08443  
Date: -----

THESE DRAWINGS ARE BASED ON AVAILABLE DOCUMENTS AND GENERAL FIELD SURVEY OF THE BUILDING. RELIANCE ON THESE DOCUMENTS IS LIMITED TO THE GENERAL LAYOUT, DESIGN CONCEPT AND SCOPE OF WORK. CONTRACTOR(S) SUBMITTING BIDS MUST CERTIFY, THROUGH PRIOR FIELD INVESTIGATION AND SURVEY OF EXISTING CONDITIONS AND DIMENSIONS, THAT HIS BID INCLUDES ALL WORK REQUIRED AND REFLECTS ACTUAL CONDITIONS OF THE BUILDING. ALL DIMENSIONS MUST BE VERIFIED BY CONTRACTOR AND THE ARCHITECT. NOTIFIED OF ANY DISCREPANCIES BEFORE PROCEEDING WITH THE CONSTRUCTION. DO NOT SCALE DRAWINGS.

© R2ARCHITECTS, LLC

R2A PROJECT # 18625.01  
PROJECT TITLE



CHAMBERLAIN  
STUDENT  
CENTER  
BALLROOM  
REFURBISHMENT

DRAWING TITLE

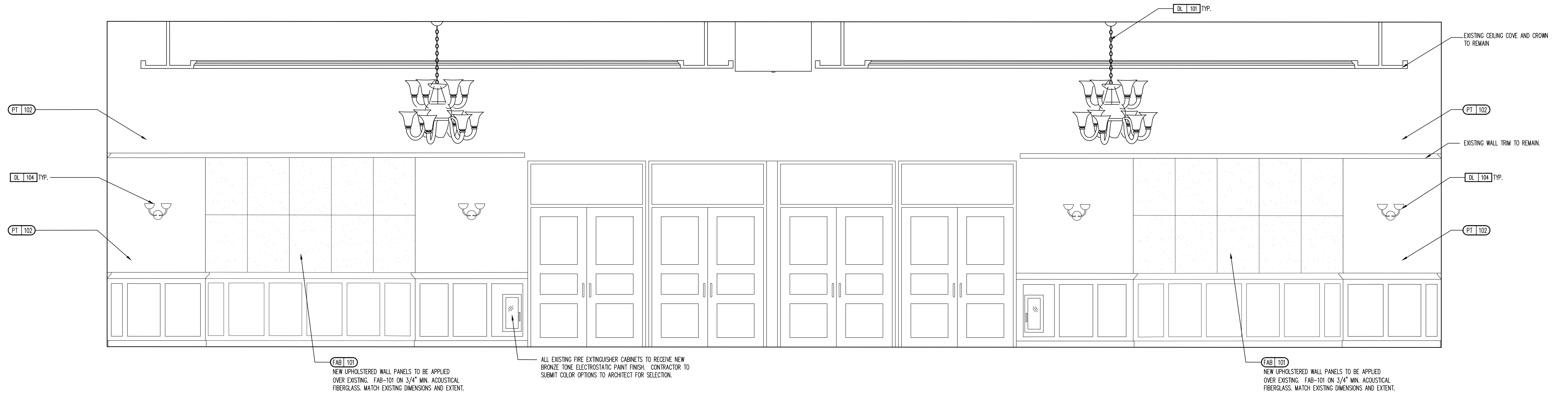
ELEVATIONS

SCALE	AS NOTED	
DRAWN	SJC	
CHECKED	JPR	
APPROVED	JPR	
SUBMISSIONS / REVISIONS		
SYM.	DATE	DESCRIPTION
	1/29/2019	95% OWNER REVIEW
	2/6/2019	ISSUED FOR BID

DRAWING NO.

**A4.1**

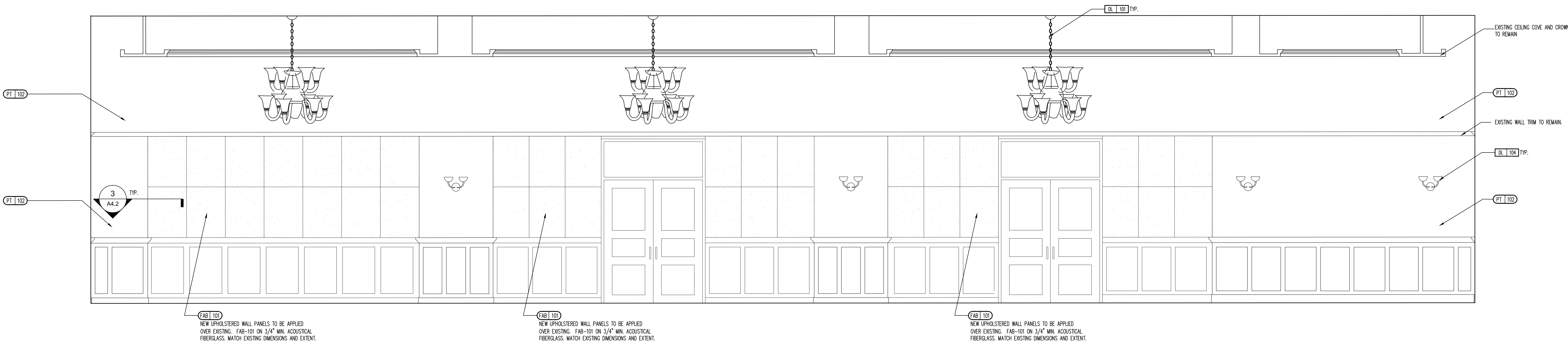
LAST SAVE: scsno FLOTTED BY: scsno  
 DATE/TIME: Wednesday, February 06, 2019 - 10:43:46 am  
 DWG NAME: H:\Projects\18625\Rowan\18625.01 Ballroom\301 - A4-1.dwg LAUDIT: A4.1



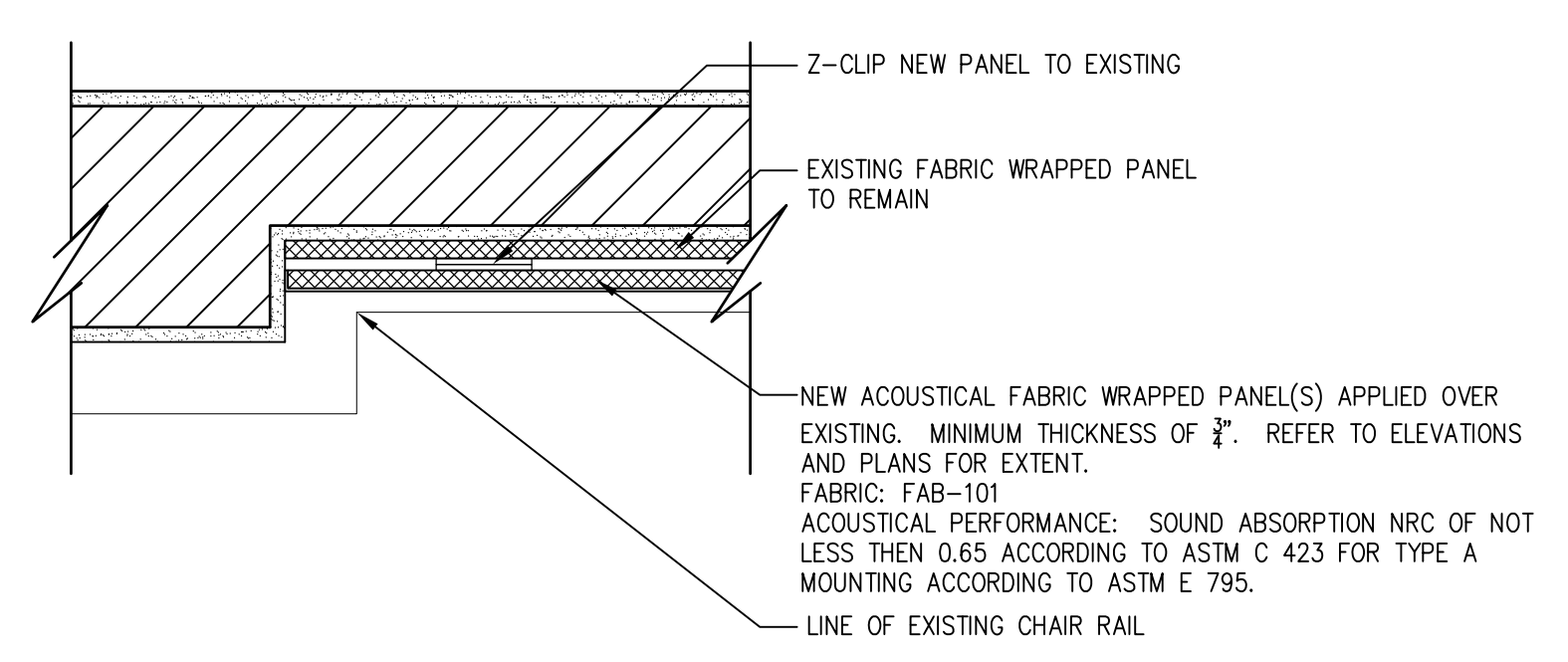
NOTES:

- ALL EXISTING FIRE EXTINGUISHER CABINETS TO RECEIVE NEW BRONZE TONE ELECTROSTATIC PAINT FINISH. CONTRACTOR TO SUBMIT COLOR OPTIONS TO ARCHITECT FOR SELECTION.
- BASE BID: AT EXISTING WOOD DOORS, FRAMES, BASE, CHAIR RAILS, MANSUETING THROUGHOUT PRE-FUNCTION, BALLROOM, AND BATHROOMS - FILL HOLES AND NICKS, REPAIR/REPLACE HEAVILY DAMAGED OR MISSING AREAS, SAND, STAIN, AND PROVIDE CLEAR SATIN FINISH TO LIKE NEW CONDITION.
- DEDUCT ALTERNATE #1: EXISTING WOOD DOORS, FRAMES, BASE, CHAIR RAILS, MANSUETING, - CLEAN, FILL, AND TOUCH UP ALL NICKS AND SCUFFS THROUGHOUT PRE-FUNCTION, BALLROOM, AND BATHROOM.

1 ELEVATION - BALLROOM  
A4.2  
SCALE: 3/8" = 1'-0"



2 ELEVATION - BALLROOM  
A4.2  
SCALE: 3/8" = 1'-0"



3 DETAIL - FABRIC WRAPPED WALL PANEL  
A4.2  
SCALE: 1 1/2" = 1'-0"



**R2Architects, LLC**  
110 Kresson-Gibbsboro Road  
Suite B  
Voorhees, New Jersey 08043  
voice: 856 566 1515  
fax: 856 566 0930  
web: www.R2Architects.com

David J. Rudzenski, AIA  
NJ No. 08443  
Date: -----

THESE DRAWINGS ARE BASED ON AVAILABLE DOCUMENTS AND GENERAL SURVEY OF THE BUILDING. RELIANCE ON THESE DOCUMENTS IS LIMITED TO THE GENERAL LAYOUT, DESIGN CONCEPT AND SCOPE OF WORK. CONTRACTOR(S) SUBMITTING BIDS MUST CERTIFY, THROUGH PRIOR FIELD INVESTIGATION AND SURVEY OF EXISTING CONDITIONS AND DIMENSIONS, THAT HIS BID INCLUDES ALL WORK REQUIRED AND REFLECTS ACTUAL CONDITIONS OF THE BUILDING. ALL DIMENSIONS MUST BE VERIFIED BY CONTRACTOR AND THE ARCHITECT NOTIFIED OF ANY DISCREPANCIES BEFORE PROCEEDING WITH THE CONSTRUCTION. DO NOT SCALE DRAWINGS.

© R2ARCHITECTS, LLC  
R2A PROJECT # 18625.01  
PROJECT TITLE



CHAMBERLAIN  
STUDENT  
CENTER  
BALLROOM  
REFURBISHMENT

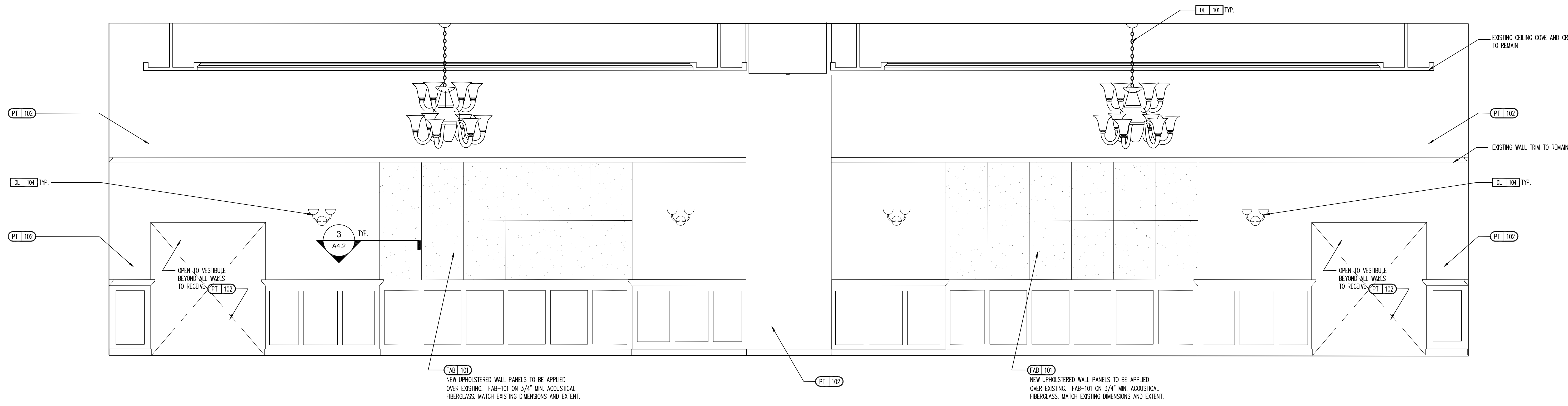
DRAWING TITLE  
ELEVATIONS

SCALE	AS NOTED	
DRAWN	SLC	
CHECKED	JFR	
APPROVED	JFR	
SUBMISSIONS / REVISIONS		
SYM.	DATE	DESCRIPTION
	1/29/2019	95% OWNER REVIEW
	2/6/2019	ISSUED FOR BID

DRAWING NO.

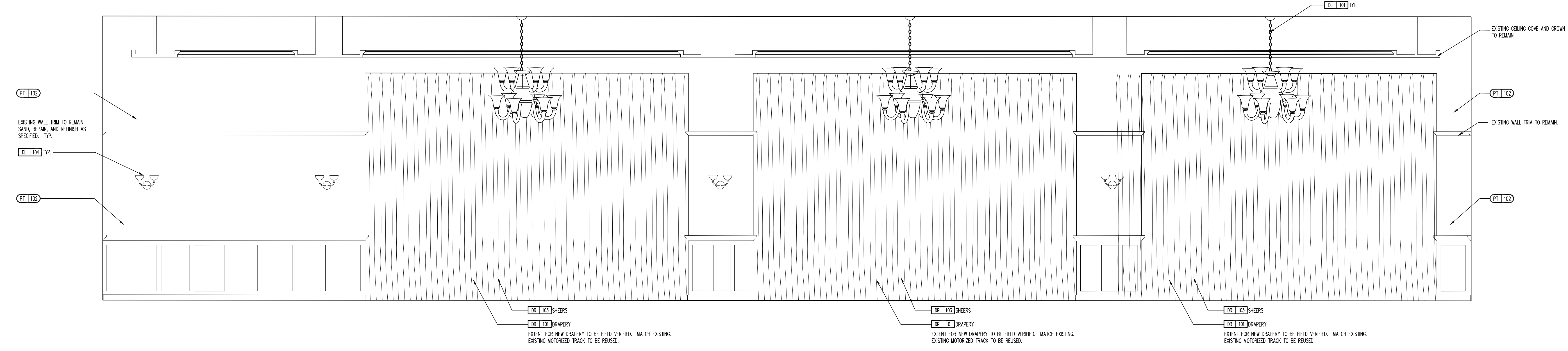
A4.2

LAST SAVE: scores PLOTTED BY: scores  
 DATE/TIME: Wednesday, February 06, 2019 - 10:44:25 am  
 DWG NAME: H:\Projects\18625\Rowan\18625.01 Ballroom\301 - A4-2.dwg LAYOUT: A4.2



- NOTES:
- ALL EXISTING FIRE EXTINGUISHER CABINETS TO RECEIVE NEW BRONZE TONE ELECTROSTATIC PAINT FINISH. CONTRACTOR TO SUBMIT COLOR OPTIONS TO ARCHITECT FOR SELECTION.
  - BASE BID: AT EXISTING WOOD DOORS, FRAMES, BASE, CHAIR RAILS, WAINSCOTING THROUGHOUT PRE-FUNCTION, BALLROOM, AND BATHROOMS - FILL HOLES AND NICKS, REPAIR/REPLACE HEAVILY DAMAGED OR MISSING AREAS, SAND, STAIN, AND PROVIDE CLEAR SATIN FINISH TO LIKE NEW CONDITION.
  - DEDUCT ALTERNATE #1: EXISTING WOOD DOORS, FRAMES, BASE, CHAIR RAILS, WAINSCOTING, - CLEAN, FILL, AND TOUCH UP ALL NICKS AND SOUFFS THROUGHOUT PRE-FUNCTION, BALLROOM, AND BATHROOM.

1 ELEVATION - BALLROOM  
A4.3 SCALE: 3/8" = 1'-0"



2 ELEVATION - BALLROOM  
A4.3 SCALE: 3/8" = 1'-0"



**R2Architects, LLC**  
110 Kresson-Gibbsboro Road  
Suite B  
Voorhees, New Jersey 08043  
voice: 856 566 1515  
fax: 856 566 0930  
web: www.R2Architects.com

David J. Rudzenski, AIA  
NJ No. 08443  
Date: -----

THESE DRAWINGS ARE BASED ON AVAILABLE DOCUMENTS AND GENERAL FIELD SURVEY OF THE BUILDING. RELIANCE ON THESE DOCUMENTS IS LIMITED TO THE GENERAL LAYOUT, DESIGN CONCEPT AND SCOPE OF WORK. CONTRACTOR(S) SUBMITTING BIDS MUST CERTIFY, THROUGH PRIOR FIELD INVESTIGATION AND SURVEY OF EXISTING CONDITIONS AND DIMENSIONS, THAT HIS BID INCLUDES ALL WORK REQUIRED AND REFLECTS ACTUAL CONDITIONS OF THE BUILDING. ALL DIMENSIONS MUST BE VERIFIED BY CONTRACTOR AND THE ARCHITECT. NOTIFIED OF ANY DISCREPANCIES BEFORE PROCEEDING WITH THE CONSTRUCTION. DO NOT SCALE DRAWINGS.

© R2ARCHITECTS, LLC

R2A PROJECT # 18625.01  
PROJECT TITLE



CHAMBERLAIN  
STUDENT  
CENTER  
BALLROOM  
REFURBISHMENT

DRAWING TITLE  
  
ELEVATIONS

SCALE	AS NOTED	
DRAWN	SLC	
CHECKED	JPR	
APPROVED	JPR	
SUBMISSIONS / REVISIONS		
SYM.	DATE	DESCRIPTION
	1/29/2019	95% OWNER REVIEW
	2/6/2019	ISSUED FOR BID

DRAWING NO.

A4.3

LAST SAVE: scsno - PLOTTED: B7: scsno  
 DATE/TIME: Wednesday, February 06, 2019 - 10:45:05 am  
 DWG NAME: H:\Projects\18625\Rowan\18625.01 Ballroom\201 - CV\201 - A4-3.dwg LAYOUT: A4.3