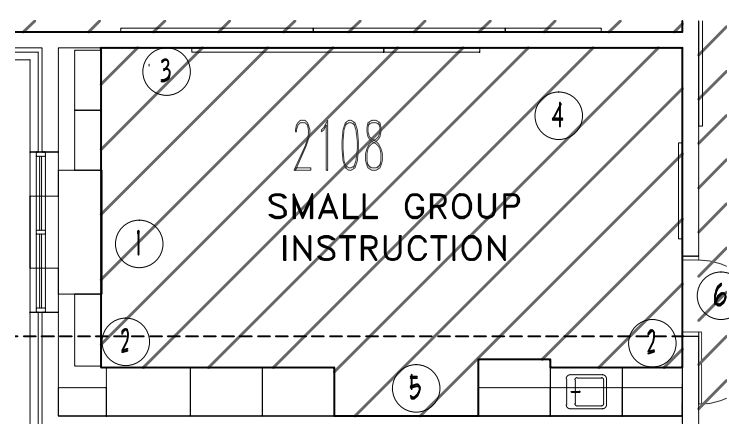
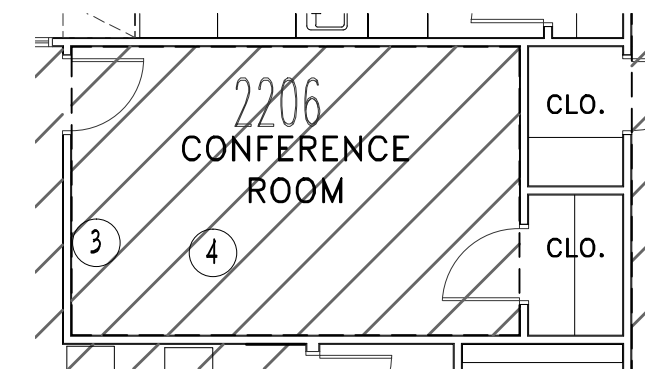


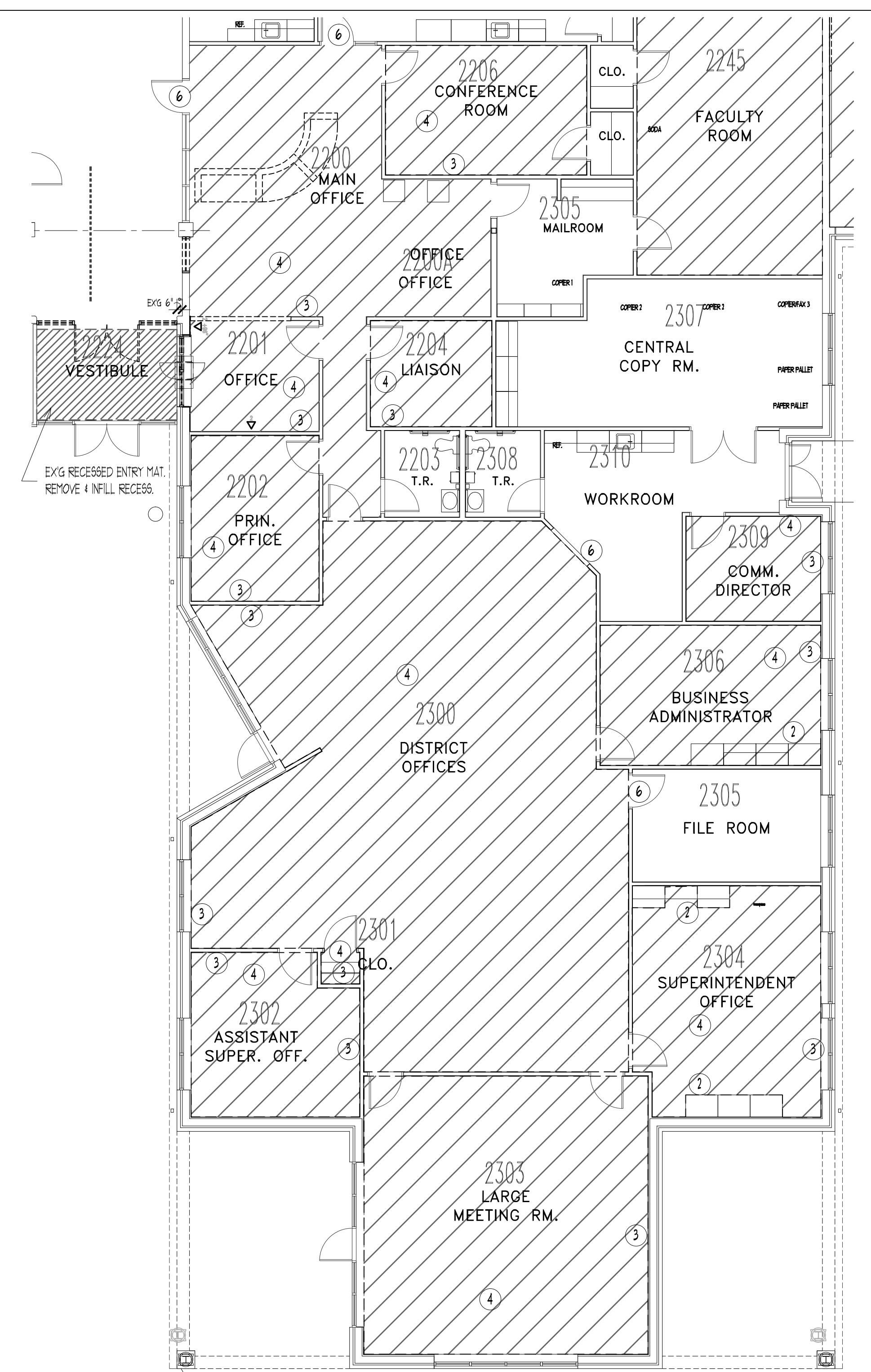
2 DEMO. PLAN: TYP. MEDIA CENTER & COMP. CENTER 1/8"=1'-0"



3 DEMO. PLAN: TYP. SMALL GROUP 1/8"=1'-0"



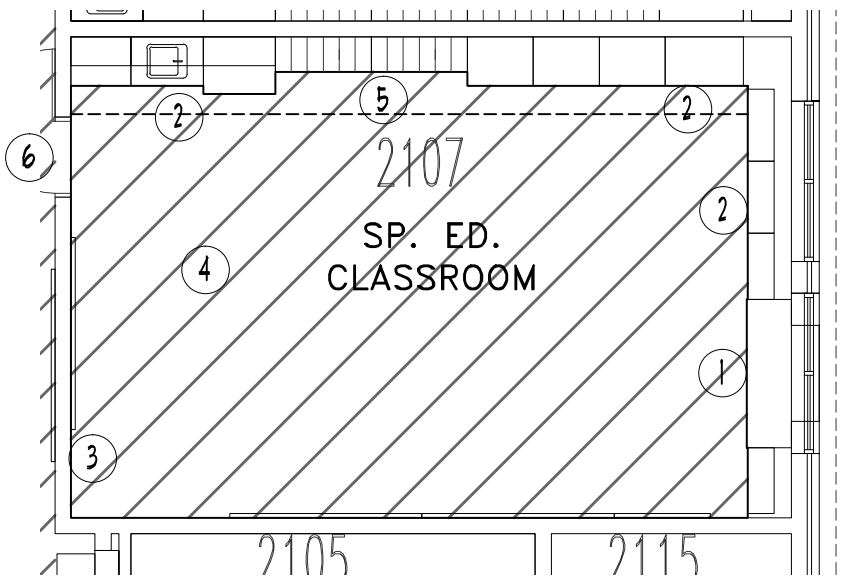
4 DEMO. PLAN: TYP. CONFERENCE RM. 1/8"=1'-0"



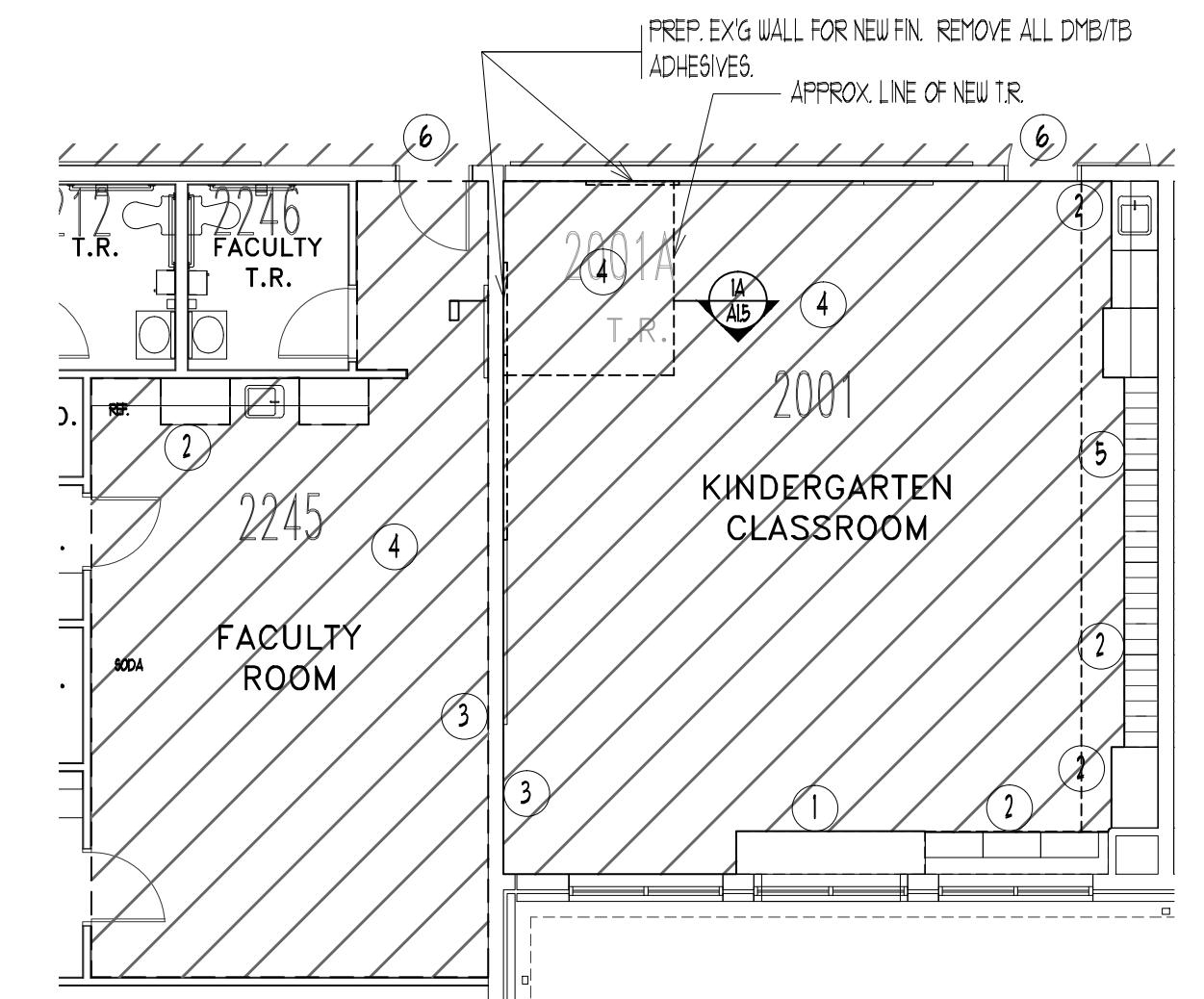
5 DEMO. PLAN: TYP. OFFICE AREAS 1/8"=1'-0"



1 OVERALL DEMO. PLAN SEE ENLARGED PLANS & ELEVATIONS A1.1, A1.2 & A1.3 FOR ADDITIONAL DEMOLITION REQUIREMENTS 1/16"=1'-0"



7 DEMO. PLAN: TYP. SPECIAL ED. 1/8"=1'-0"



6 DEMO. PLAN: TYP. CLASSROOM W/ NEW T.R. 1/8"=1'-0"
FLOORING DEMO. SIM. TO. e CLASSROOMS WITHOUT NEW T.R.

- TYP. FLOORING SPECIFIC NOTES:**
TYP. FOR ALL ROOMS SCHEDULED TO RECEIVE NEW FLOOR FINISH.
- EXG INT VENTILATOR TO REMAIN.
 - EXG CASEWORK W/ RECESSED TOE KICK TO REMAIN.
 - REMOVE EXG WALL BASE AT ROOM PERIMETER, INCLUDING ALL CASEWORK.
 - REMOVE ALL EXG CARPET AND ADHESIVES. PREPARE EXG CONC. FOR NEW VCT OR CARPET FLOORING AS SPECIFIED. PROVIDE LEVELER AND CRACK FILLER AS REQUIRED.
 - REMOVE ALL EXG VCT, TRANSITION STRIPS AND ADHESIVES. PREPARE EXG CONC. FOR NEW VCT FLOORING. PROVIDE LEVELER AND CRACK FILLER AS REQUIRED.
 - NEW TRANSITION STRIP AS REQUIRED. VCT MAY BUT EXG VCT NEATLY WITHOUT TRANSITION.

- FLOORING GENERAL NOTES:**
- CONTRACTOR SHALL FIELD VERIFY ALL DIMENSIONS.
 - AREA IN SF SHOWN IS APPROXIMATE. CONTRACTOR SHALL FIELD VERIFY.
 - ALL WORK REQUIRED FOR DEMOLITION OF EXISTING FLOORING AND PROVIDING NEW FLOORING IS PROVIDED BY THE GC.

SCALE		DEMOLITION KEY
1/8"	1/8"	
EXISTING AREAS WITH CARPET OR CARPET W/VCT. CARPET, VCT & WALL BASE TO BE REMOVED AND REPLACED WITH NEW FLOOR FINISH.		

DATE	No.	REVISION

STATE PLAN NO. 2850-010-18-1000
 CONTRACT 5 - SECURITY VESTIBULES AND TOILET ROOMS
LUMBERTON TOWNSHIP SCHOOL DISTRICT
 ASHBROOK ELEMENTARY SCHOOL
ISSUED FOR BID

LOT 2.04
 BURLINGTON COUNTY

BOARD PRESIDENT, CHRIS STUBBINS
 SUPERINTENDENT, JOSEPH LUMOWSKI

Linda M. Powell, AIA, Vice President
 New Jersey Lic. # 2410000600

Dore C. Diabler, AIA, Vice President
 New Jersey Lic. # 2410000600

TOWNSHIP OF LUMBERTON

KEY PLAN

THE DESIGN COLLABORATIVE
 ARCHITECTS AND PLANNERS, P.A.
 44 GARDEN STATE PARKWAY SUITE 100
 CAPE MAY COURT HOUSE, NEW JERSEY 08203
 PHONE: 609 465 4111 FAX: 609 465 9328
 WWW.DCARCHITECT.COM

SCALE: AS NOTED DRAWN BY: lv
 COMM. No. 7988 CHECKED BY: dcd
 DATE: 9/3/19

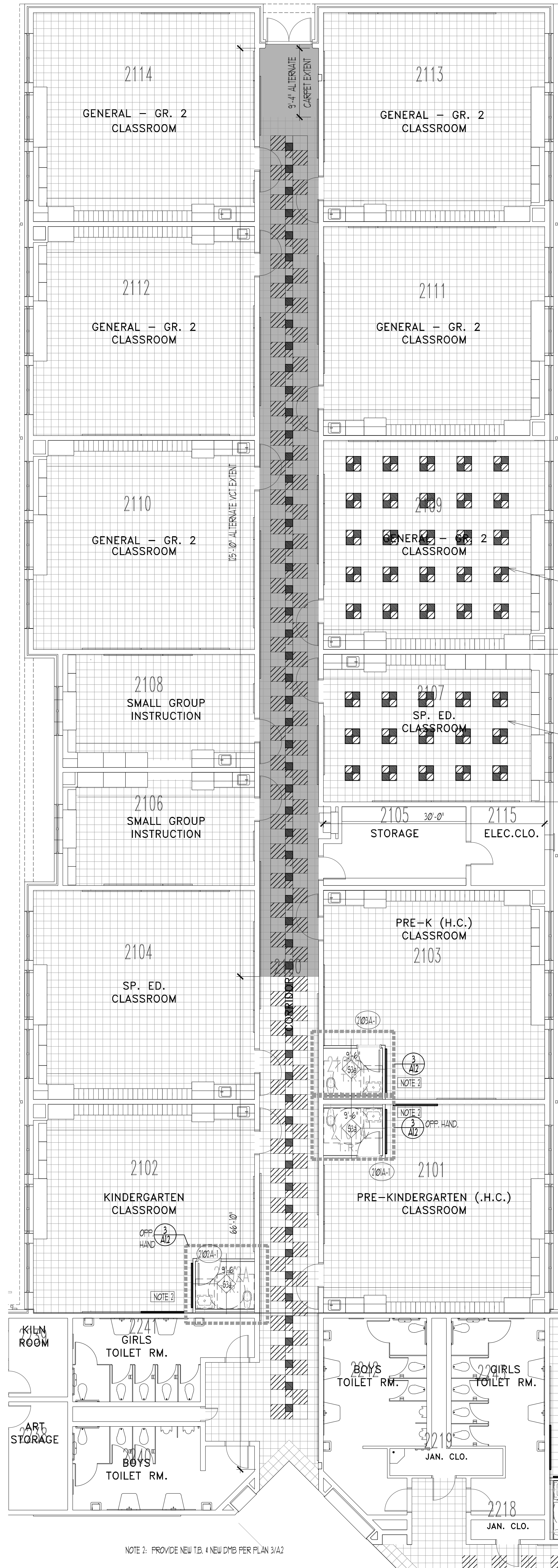
SHEET TITLE:
OVERALL FLOOR PLAN

SHEET No.: **A1.1**



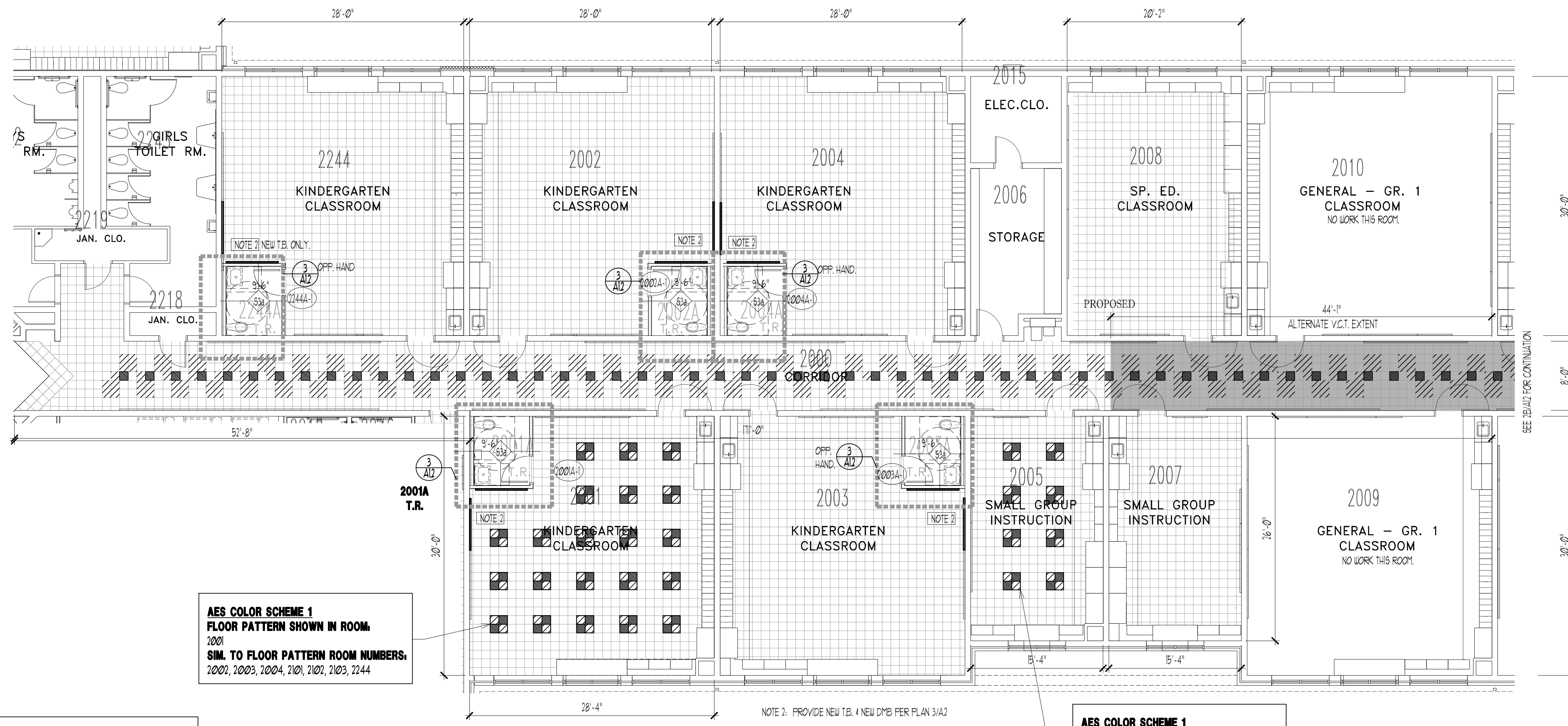
FILE C:\PROJECTS\7988\architectural\A1.1.dwg DATE 9/4/2019 2:42 PM USER Linda.Viventi

FILE: C:\PROJECTS\1798B\Architectural\A1.2 - ENLARGED PLAN 2000 2100.dwg DATE: 9/14/2019 2:44 PM USER: Linda_Viventi



1 PLAN - 2100 BLOCK

1/8"=1'-0"



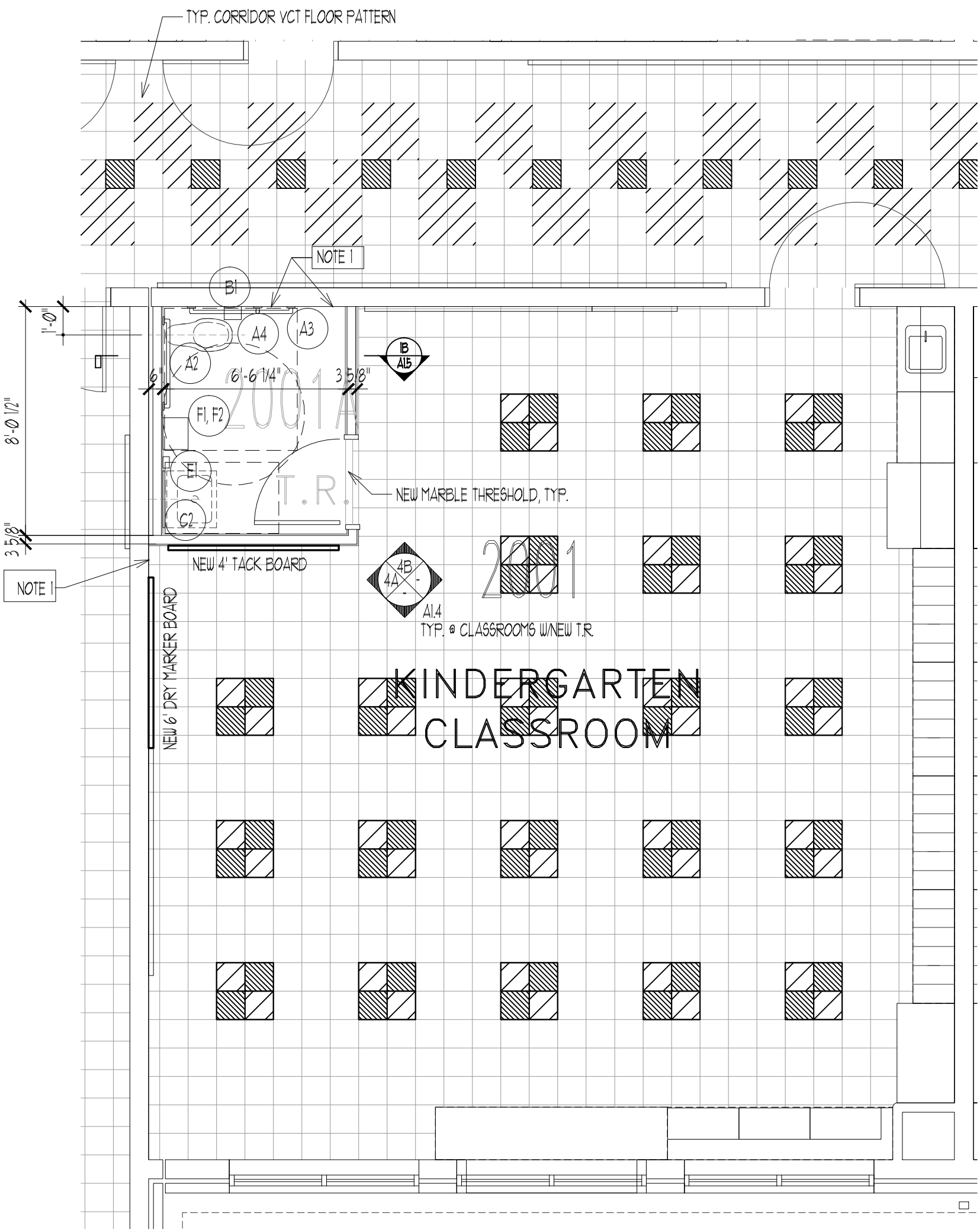
2A PLAN - 2000 BLOCK

1/8"=1'-0"

AES COLOR SCHEME 1
FLOOR PATTERN SHOWN IN ROOM:
2001
SIM. TO FLOOR PATTERN ROOM NUMBERS:
2002, 2003, 2004, 2101, 2102, 2103, 2144

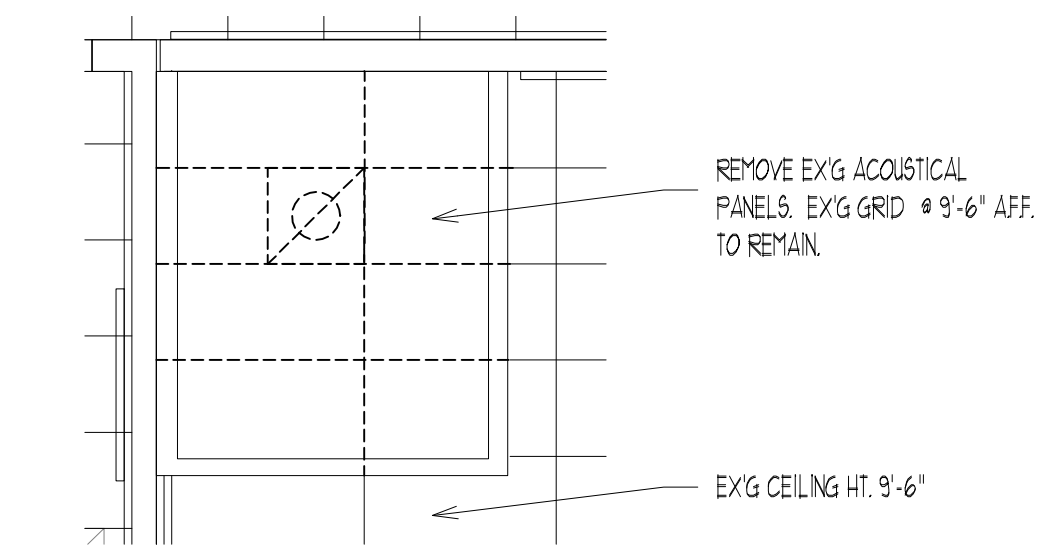
AES COLOR SCHEME 1
FLOOR PATTERN SHOWN IN ROOM:
2109
SIM. TO FLOOR PATTERN ROOM NUMBERS:
2004, 2101, 2102, 2103, 214

AES COLOR SCHEME 1
FLOOR PATTERN SHOWN IN ROOM:
2001
SIM. TO FLOOR PATTERN ROOM NUMBERS:
2008



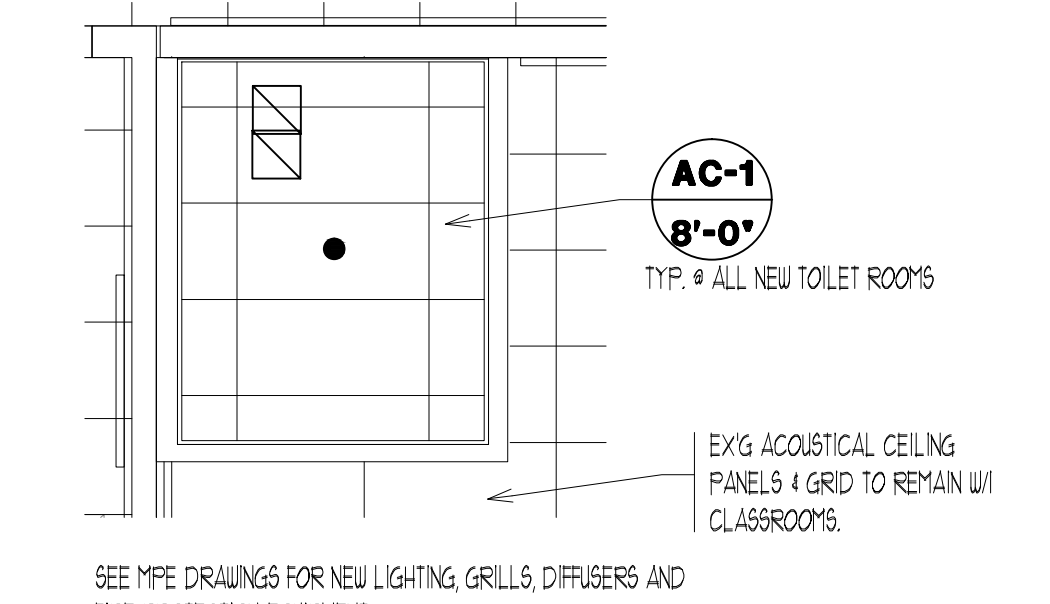
3 NEW WORK PLAN - TYP. CLASSROOM
W/ NEW T.R.

1/4"=1'-0"



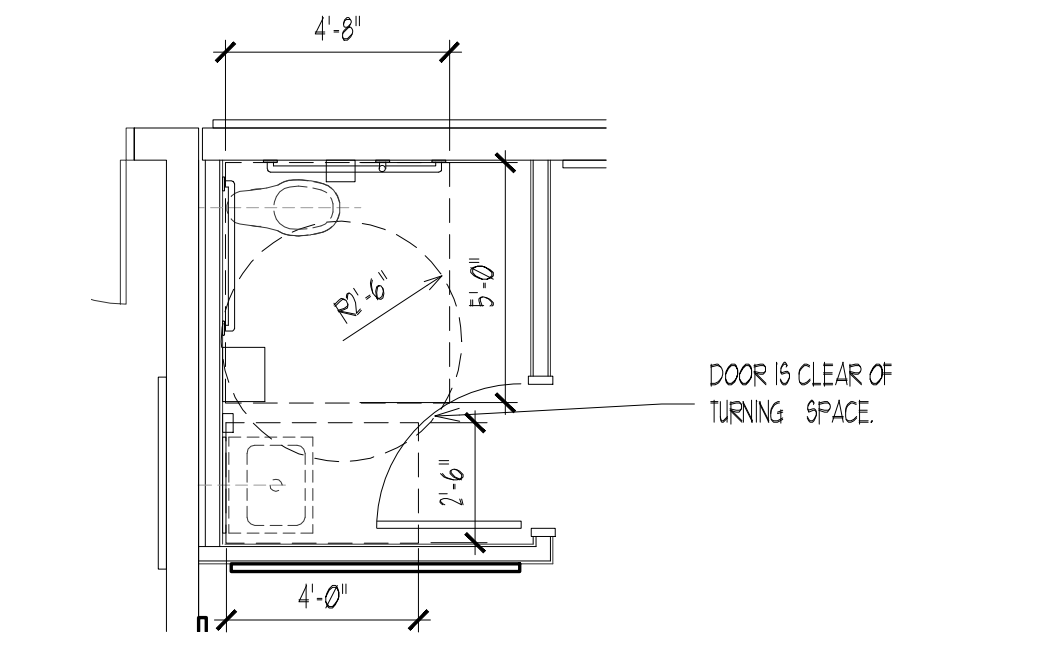
4 T.R.: DEMO. R.C.P. PARTIAL

1/4"=1'-0"



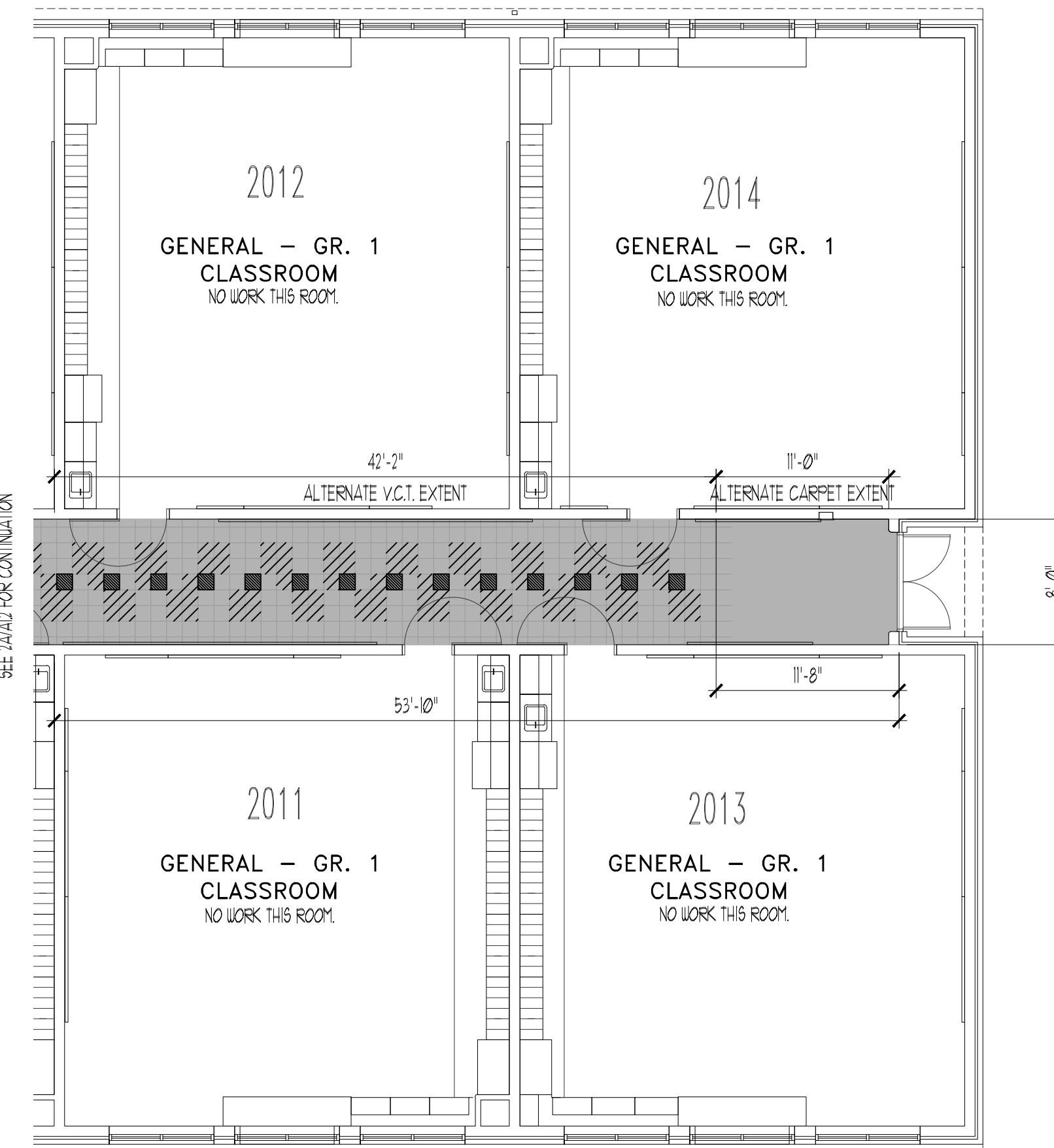
5 T.R.: NEW WORK R.C.P. PARTIAL

1/4"=1'-0"



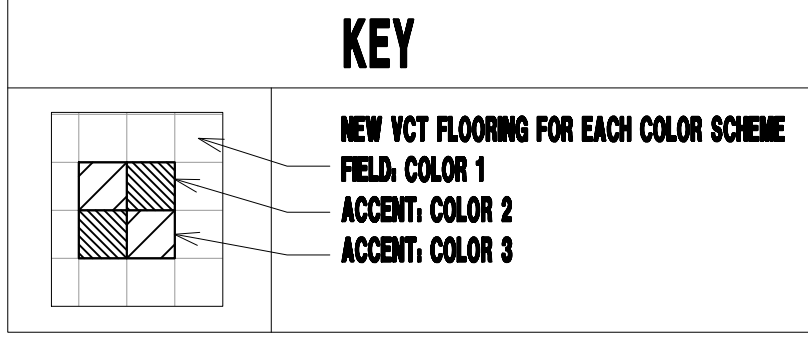
6 T.R.: ADA CLEARANCE

1/4"=1'-0"



2B PLAN - 2000 BLOCK

1/8"=1'-0"



DATE	No.	REVISION

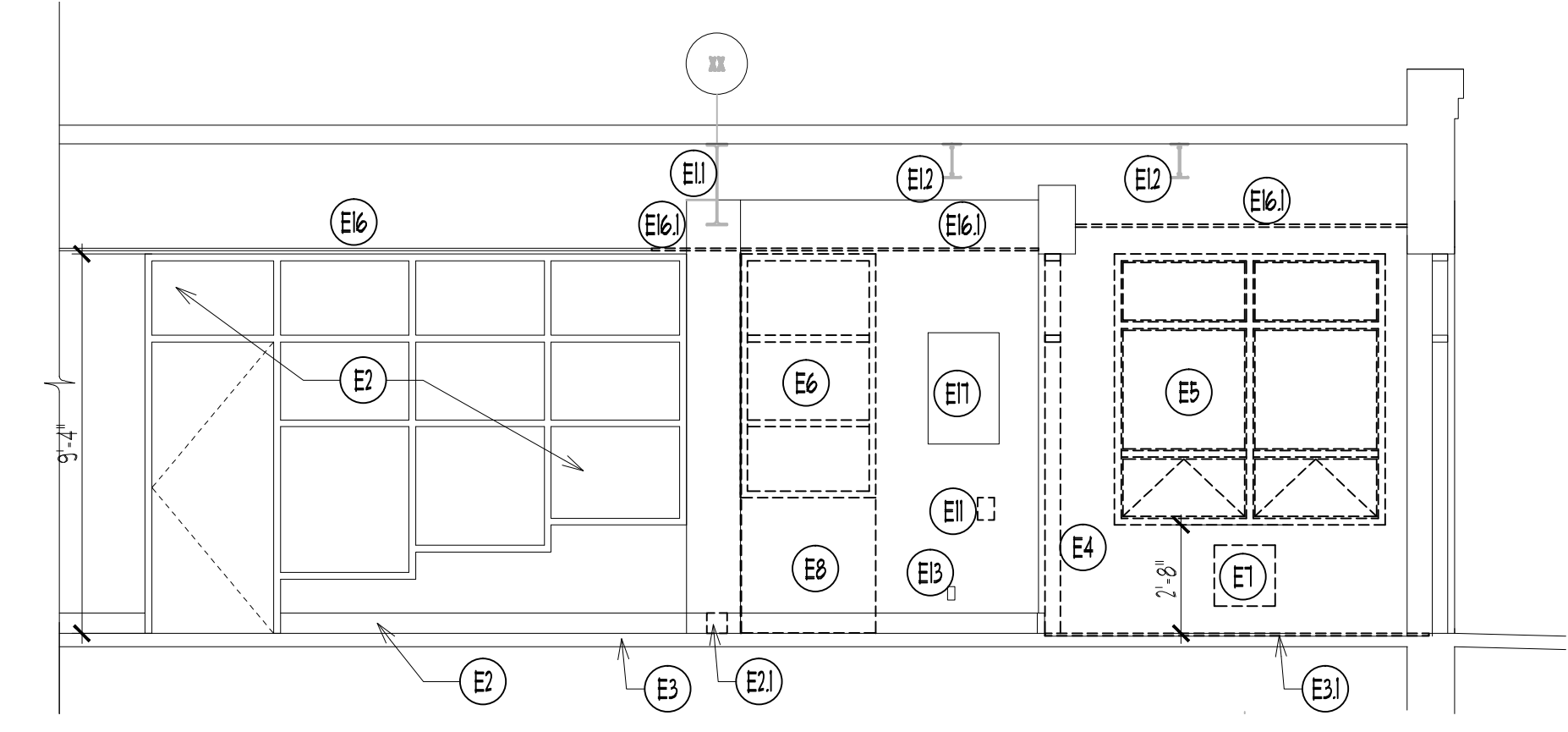
STATE PLAN NO. 2850-010-18-1000
CONTRACT 5 - SECURITY VESTIBULES AND TOILET ROOMS
LUMBERTON TOWNSHIP SCHOOL DISTRICT
 ASHBROOK ELEMENTARY SCHOOL
ISSUED FOR BID
 BURLINGTON COUNTY
 TOWNSHIP OF LUMBERTON
 SUPERVISOR: JOSEPH LAMOWSKI
 BOARD PRESIDENT: CHRIS STUBBINS
 LOT 2.04
 Linda M. Wrensch, AIA, Vice President
 New Jersey Lic. # 2410000800
 Drew C. Diabler, AIA, Vice President
 New Jersey Lic. # 2410000800
 Louis J. DeLorenzo, AIA, PP, President
 New Jersey Lic. # 2410000800

KEY PLAN

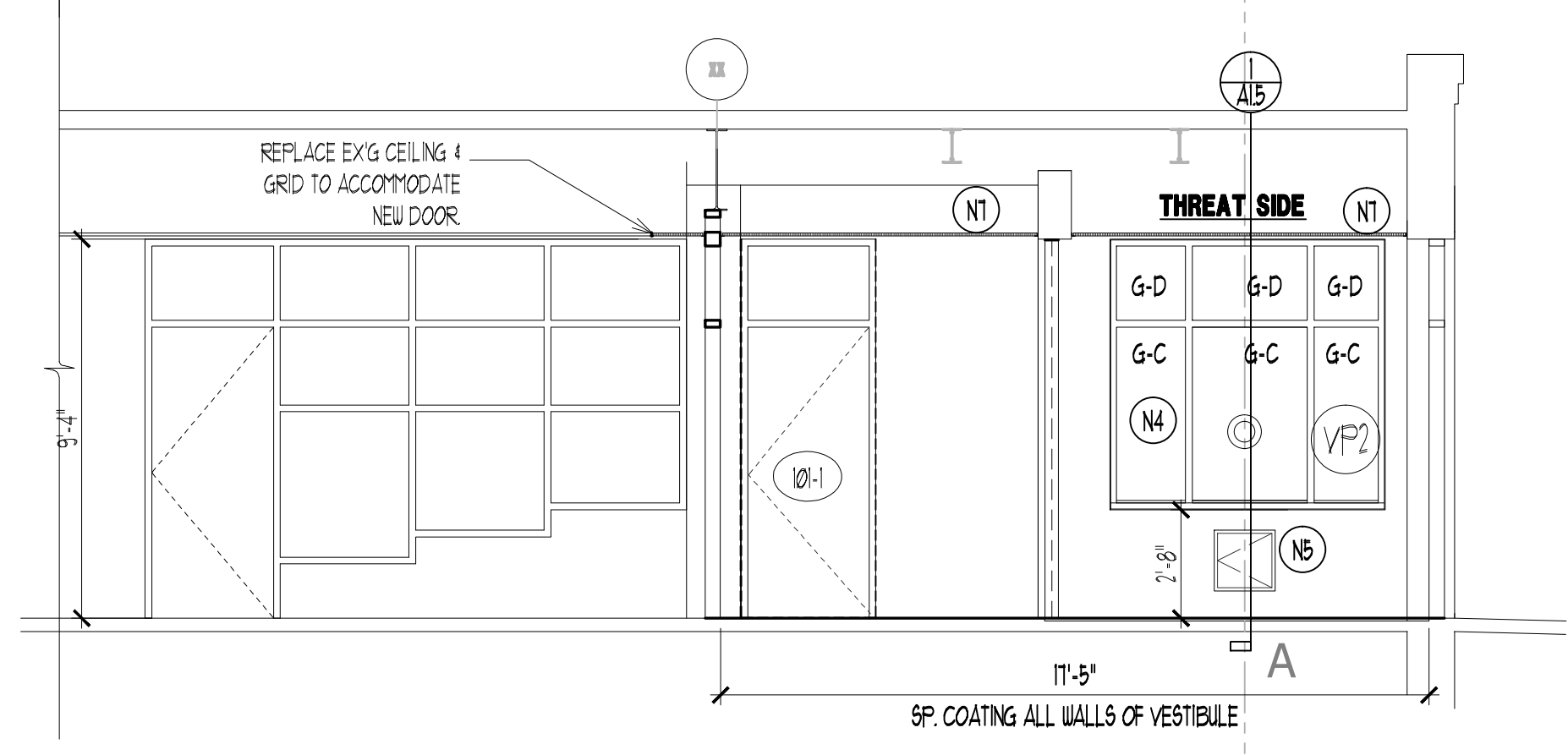
THE DESIGN COLLABORATIVE
 ARCHITECTS AND PLANNERS, P.A.
 414 GARDEN STATE PARKWAY SUITE 100
 CAPE MAY COURT HOUSE, NEW JERSEY 08203
 PHONE: 609 465 4111 | FAX: 609 465 9328
 WWW.DCARCHITECT.COM

SCALE: AS NOTED DRAWN BY: lv
 COMM. No.: 7988 CHECKED BY: dcd
 DATE: 9/3/19

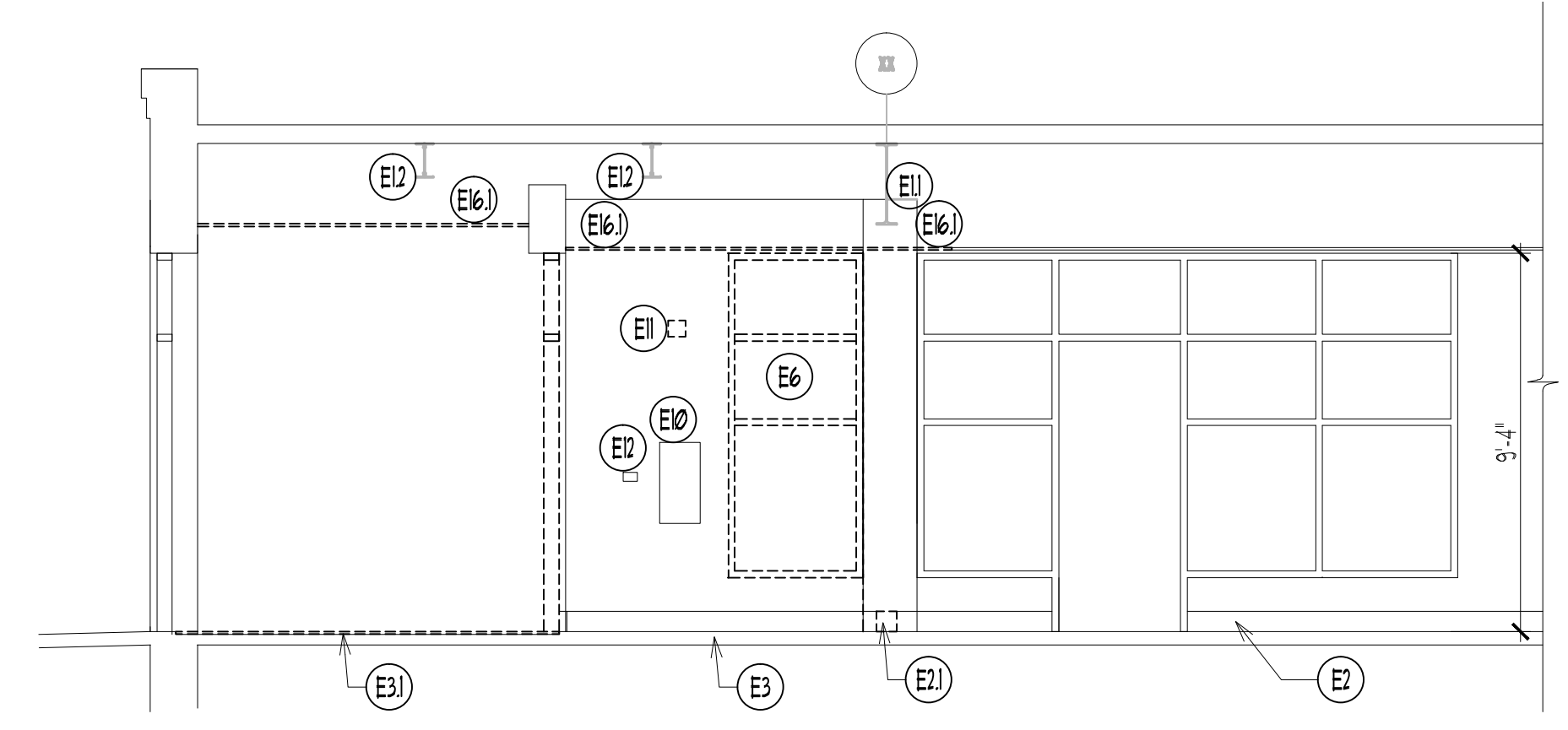
SHEET TITLE:
 ENLARGED PLANS 2000 2100 BLOCKS
 SHEET No.: **A1.2**



4 DEMO. INTERIOR ELEVATION SECURITY VESTIBULE
1/4"=1'-0"

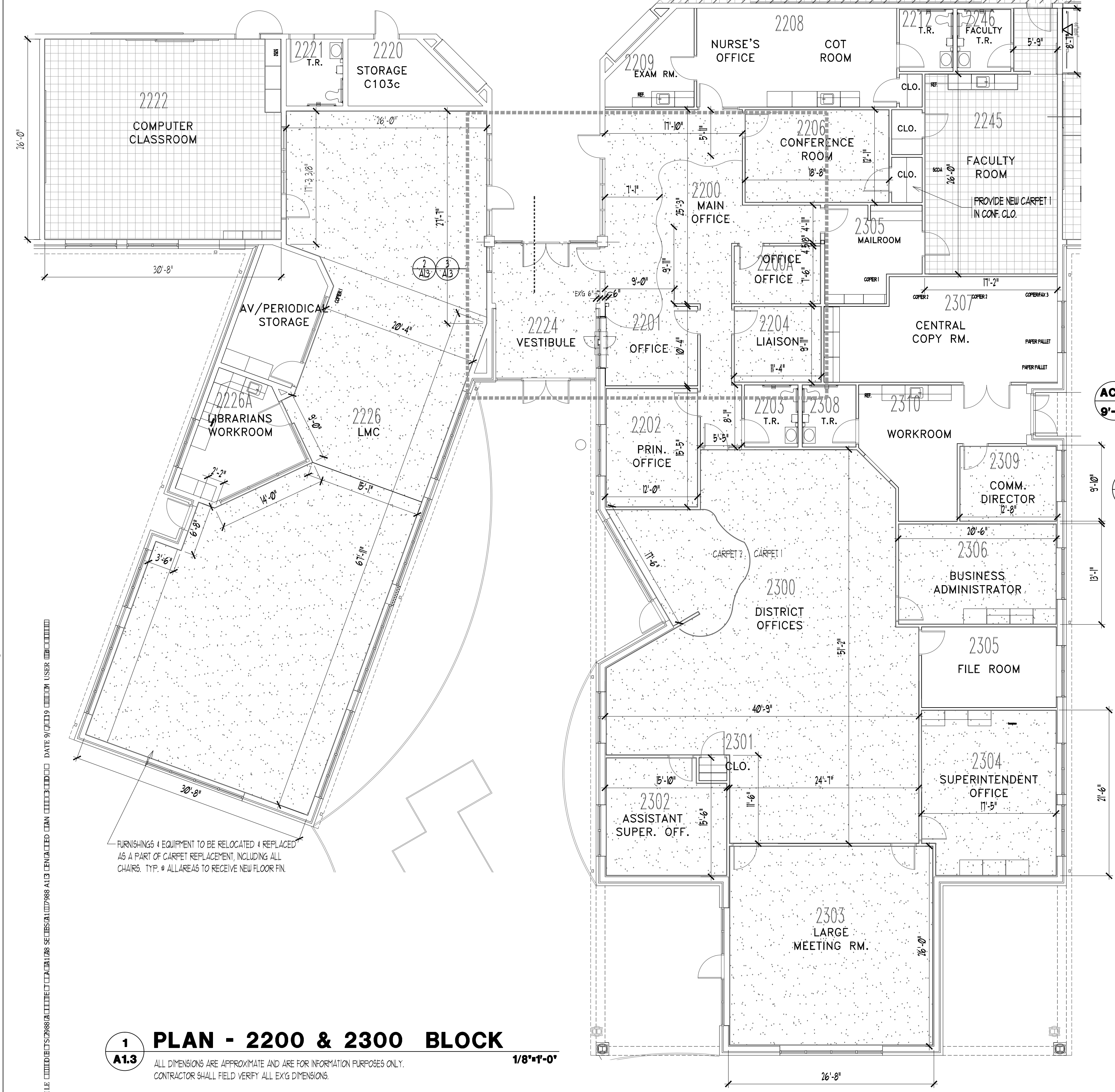


5 NEW WORK INTERIOR ELEVATION SECURITY VESTIBULE
1/4"=1'-0"

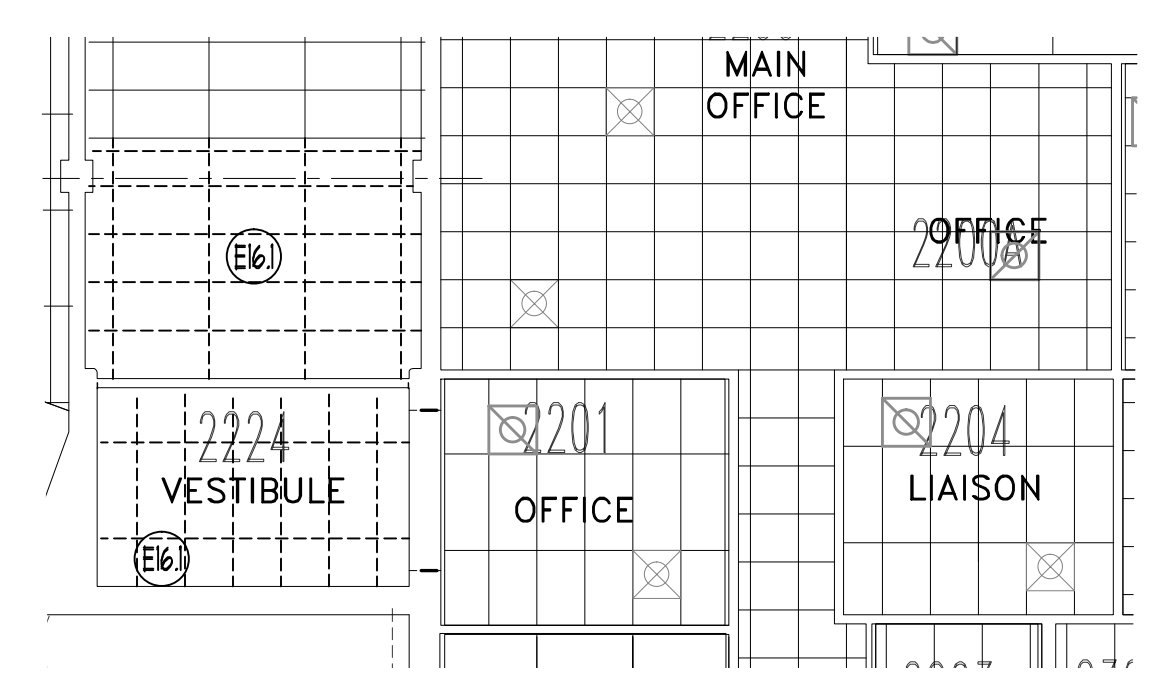


6 DEMO. INTERIOR ELEVATION SECURITY VESTIBULE KEY - DEMO AND NEW WORK ELEVATIONS
1/4"=1'-0"

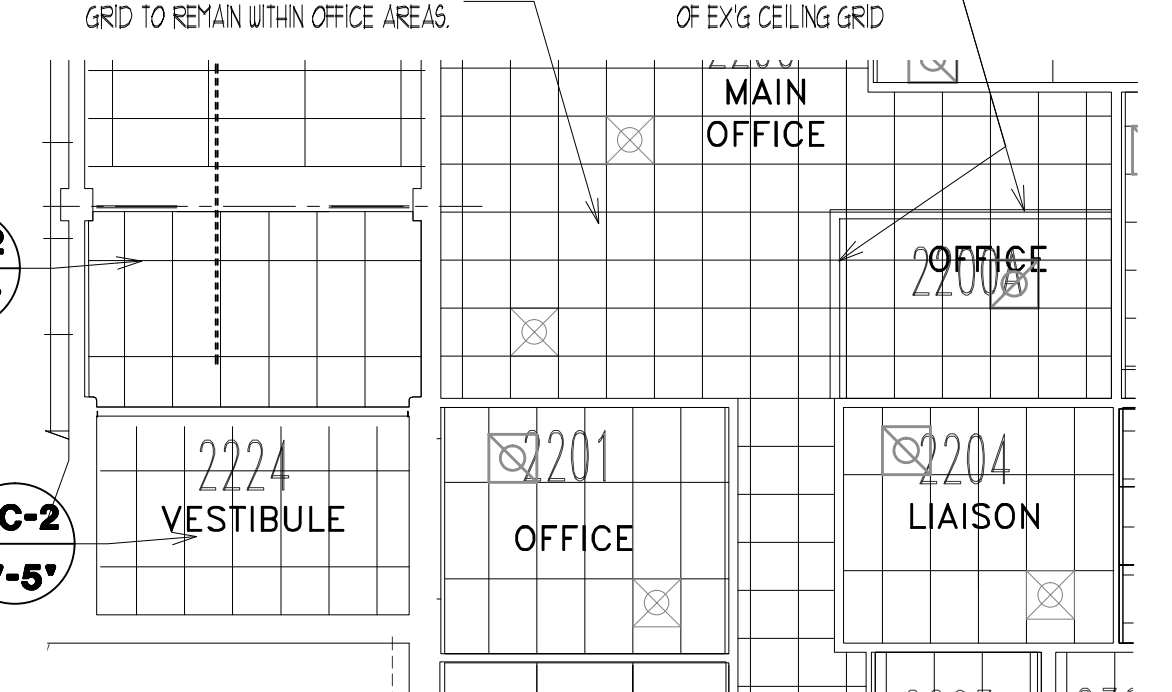
- E- EXISTING CONDITIONS**
ITEMS TO REMAIN UNLESS NOTED OTHERWISE
- E1 EXG STEEL STRUCTURE
 - E2 EXG BEAM
 - E3 EXG TERRAZZO CHU WALL BASE
 - E4 EXG TERRAZZO BASE TO BE REMOVED.
 - E5 EXG CONC. SLAB
 - E6 EXG DEEPRESSED SLAB, REMOVE ENTRY MAT
 - E7 EXG ALUM. DR. FRAME TO BE REMOVED. CLEAN BRICK & REMOVE WALL TIES
 - E8 EXG ALUM. WINDOW TO BE REMOVED.
 - E9 EXG CHU TO BE REMOVED TO SUIT NEW PACKAGE PASTER & PACKAGE PASTER LINEL.
 - E10 EXG CHU TO BE REMOVED TO SUIT NEW DOOR 2200-1
 - E11 EXG ENTRY MAT & FRAME TO BE REMOVED.
 - E12 EXG FEG.
- N- NEW WORK**
- N1 NEW CARPET TILE @ ENTRY VESTIBULE. NIFLL EXG RECESS MAT W/CONCRETE LEVELER
 - N2 PROVIDE NEW SP. COATING WALL FINISH AT EXG. NEW CHU IN ENTRY VESTIBULE.
 - N3 NEW ACoustICAL CEILING GRID PANEL & EDGE MOLDING @ VESTIBULE & ADJACENT MAIN HALL, AS IMPACTED BY REMOVAL OF EXG DOORS & PROVISION OF NEW DOOR AND FRAME SYSTEM
 - N4 NEW BULLET RESISTANT SECURITY WINDOW BULLET RESISTANT GLAZING BELOW 1'-2".
 - N5 NEW PACKAGE PASTER
 - N6 NEW GIB CONTROL JOINT.
 - N7 NEW ACoustICAL PANEL CEILING 515.



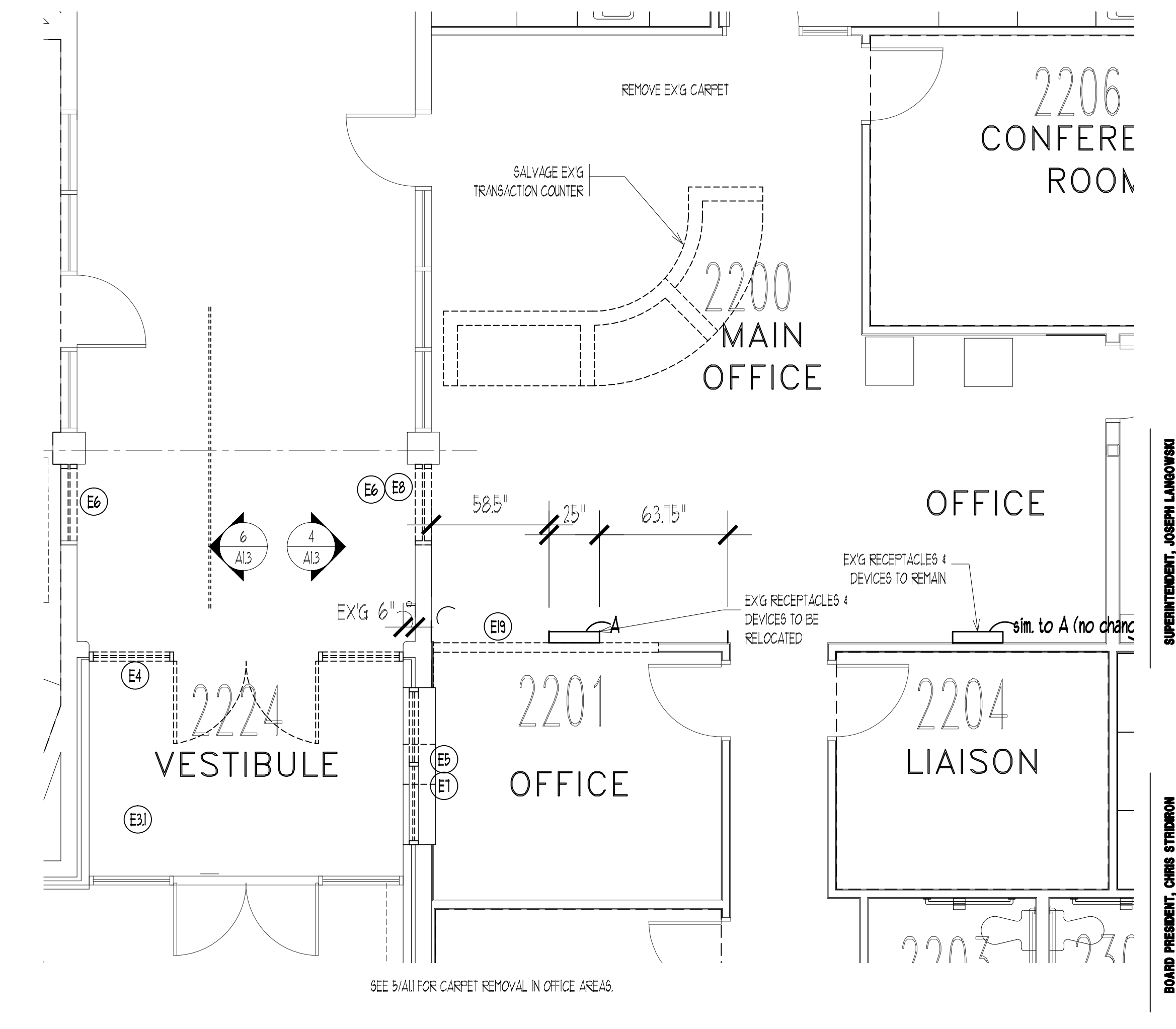
1 PLAN - 2200 & 2300 BLOCK
1/8"=1'-0"



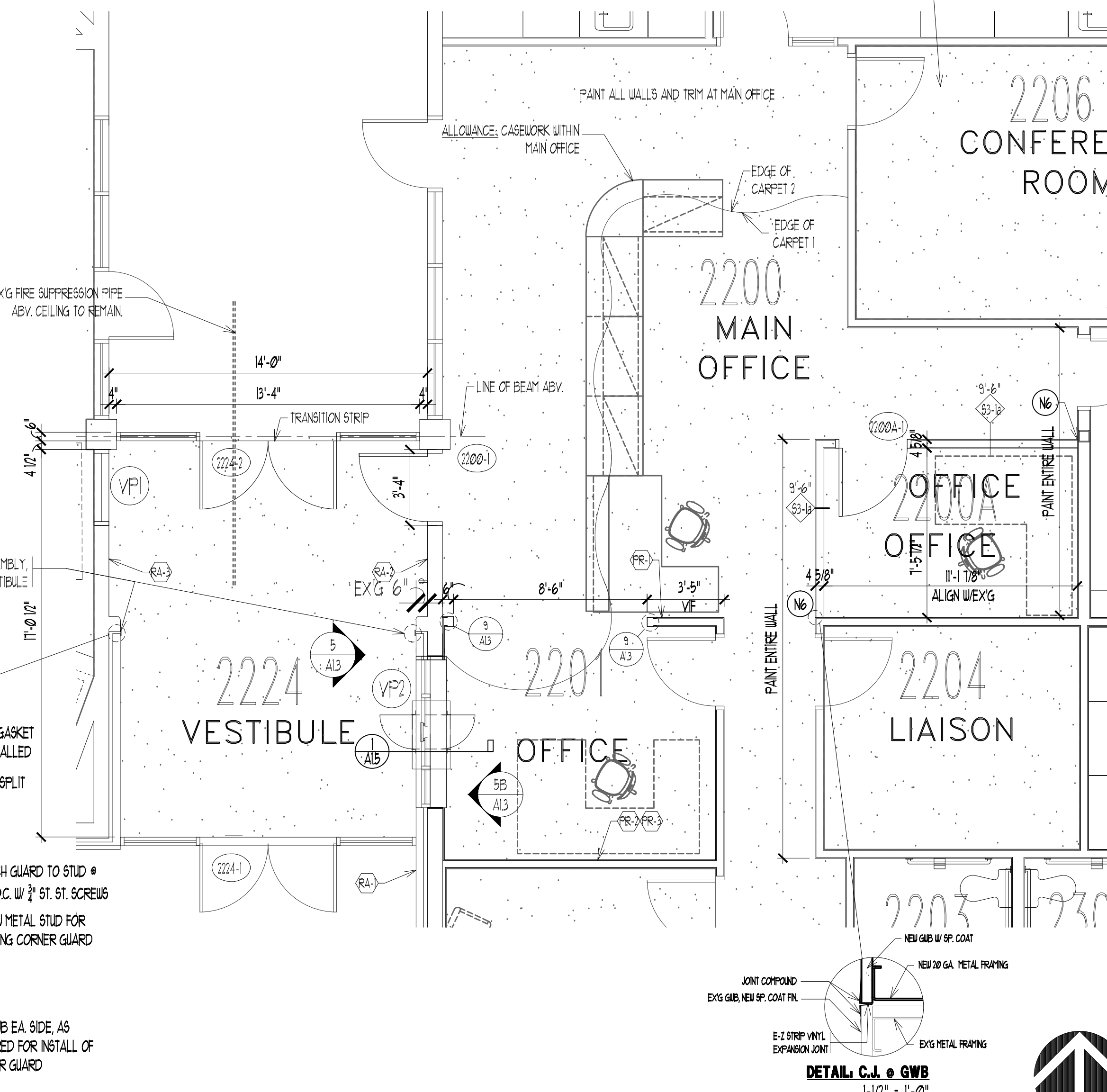
7 DEMO. R.C.P PARTIAL
1/8"=1'-0"



8 NEW R.C.P PARTIAL
1/8"=1'-0"



2 DEMO. PLAN SECURITY VEST. & OFFICE
1/4"=1'-0"



3 NEW WORK PLAN SECURITY VEST. & OFFICE
1/4"=1'-0"

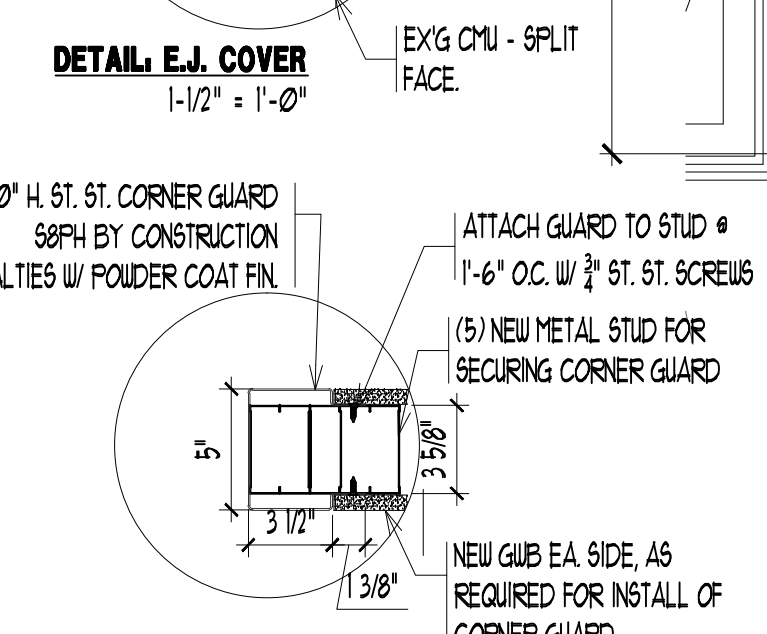
ACCESS CONTROL & DATA NOTES

- REQUEST ACCESS:
- NEW PUSH BUTTON REQUEST FOR ACCESS FOR 2224-1
- NEW PUSH BUTTON REQUEST FOR ACCESS FOR 2200-1
- NEW PUSH BUTTON REQUEST FOR ACCESS FOR 2224-2

PUSH RELEASE:

- EXG PUSH BUTTON RELEASE FOR 2224-1
- NEW PUSH BUTTON RELEASE FOR 2200-1, 2224-1 & 2224-2
- NEW PUSH BUTTON RELEASE FOR 2224-1 & 2224-2

DATA OUTLET (MULTIPLE-PORT), "4" INDICATES 4-PORT - WALL MOUNTED AT 1" OR AS NOTED "XX" (PROVIDE 1-PORT IF NOT NOTED)



9 CORNER GUARD
1-1/2"=1'-0"

DATE	No.	REVISION

STATE PLAN NO. 2850-010-18-1000
BLOCK 19
LOT 2.04

CONTRACT 5 - SECURITY VESTIBLES AND TOILET ROOMS

LUMBERTON TOWNSHIP SCHOOL DISTRICT
ASHBROOK ELEMENTARY SCHOOL

ISSUED FOR BID

BURLINGTON COUNTY
TOWNSHIP OF LUMBERTON

Superintendent: JOSEPH LUMBERTON
Board President: CHRIS STUBBINS

Louis J. Delacasa, AIA, PP, President
New Jersey License # 2410000000

Linda M. Prewitt, AIA, Vice President
New Jersey License # 2410000000

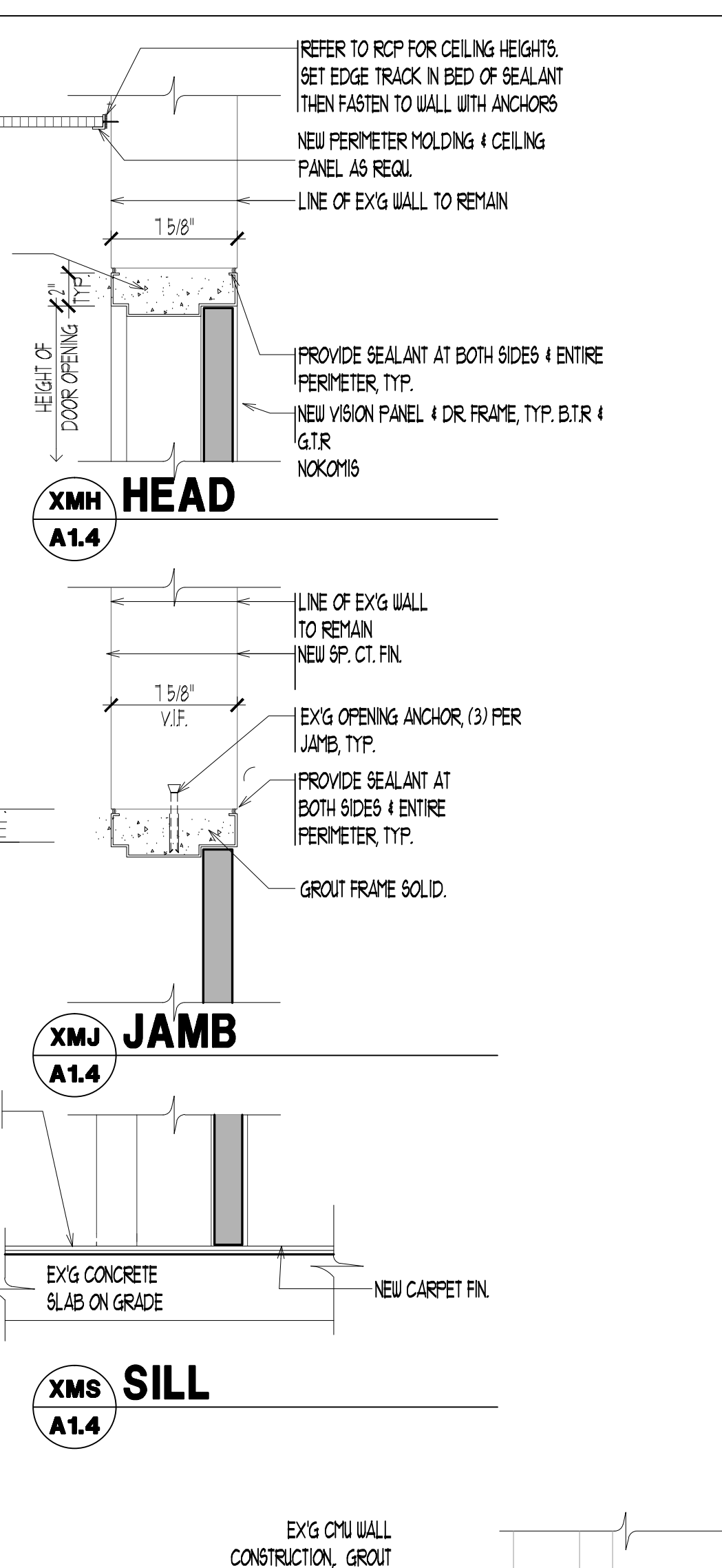
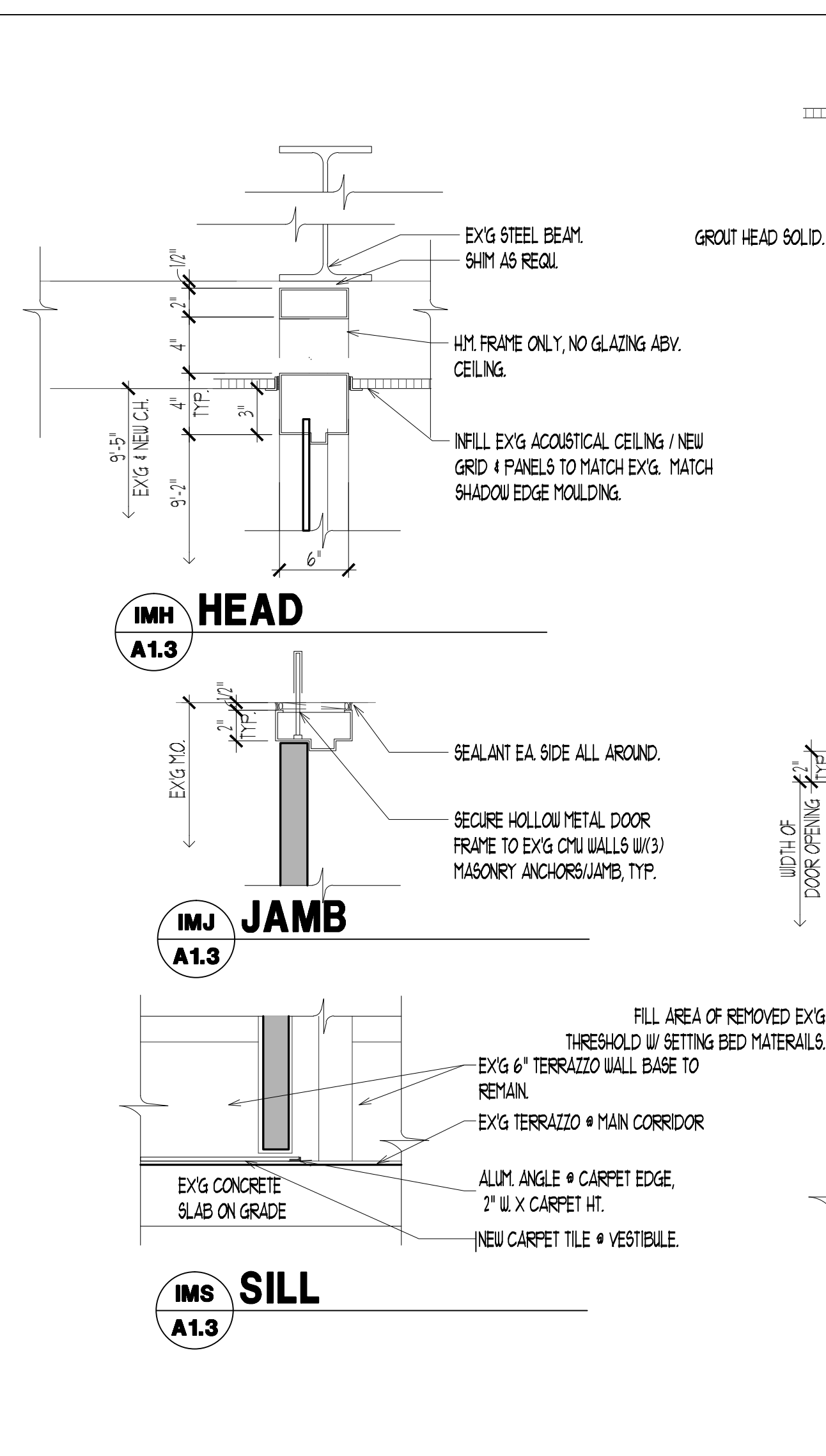
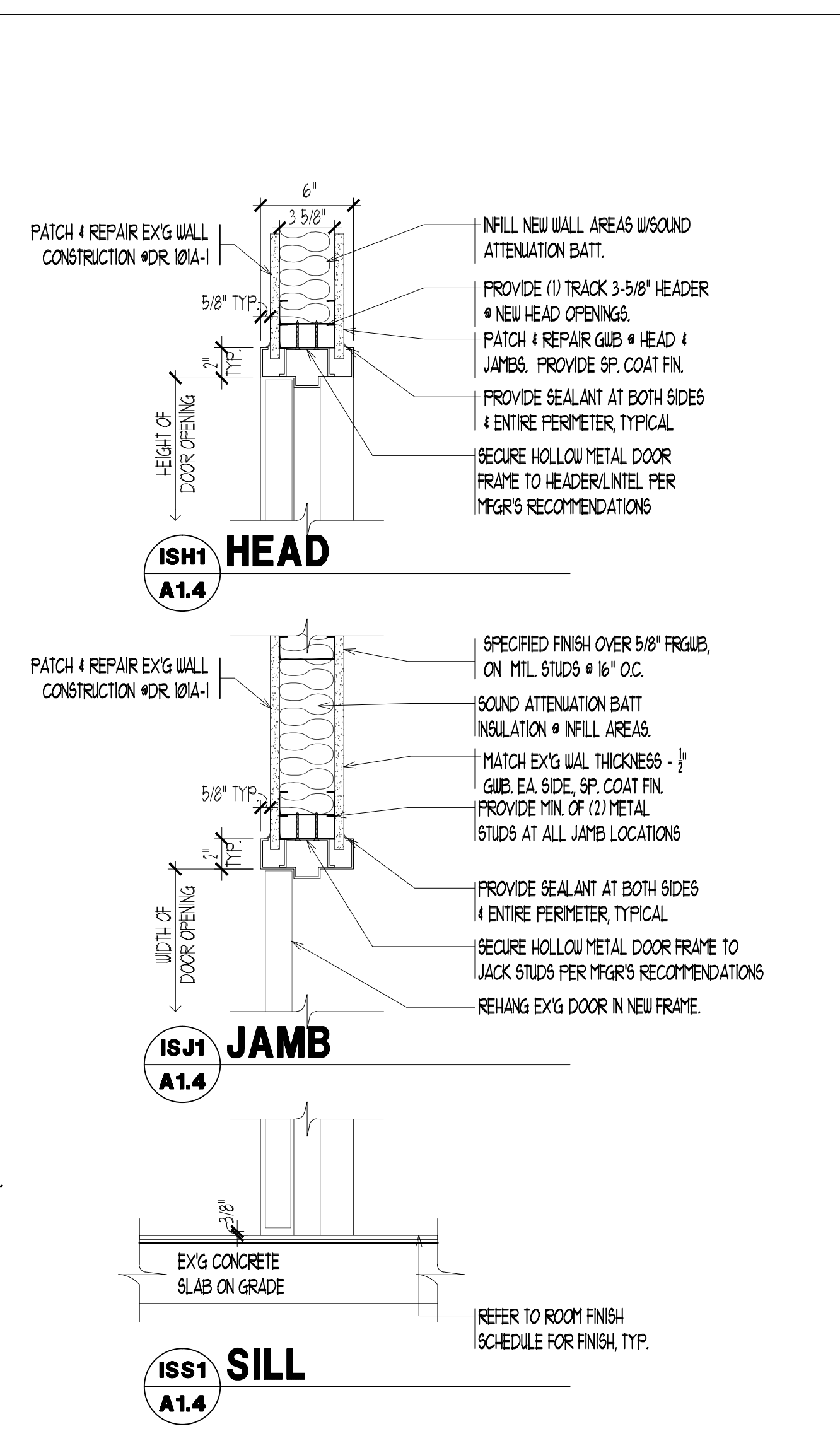
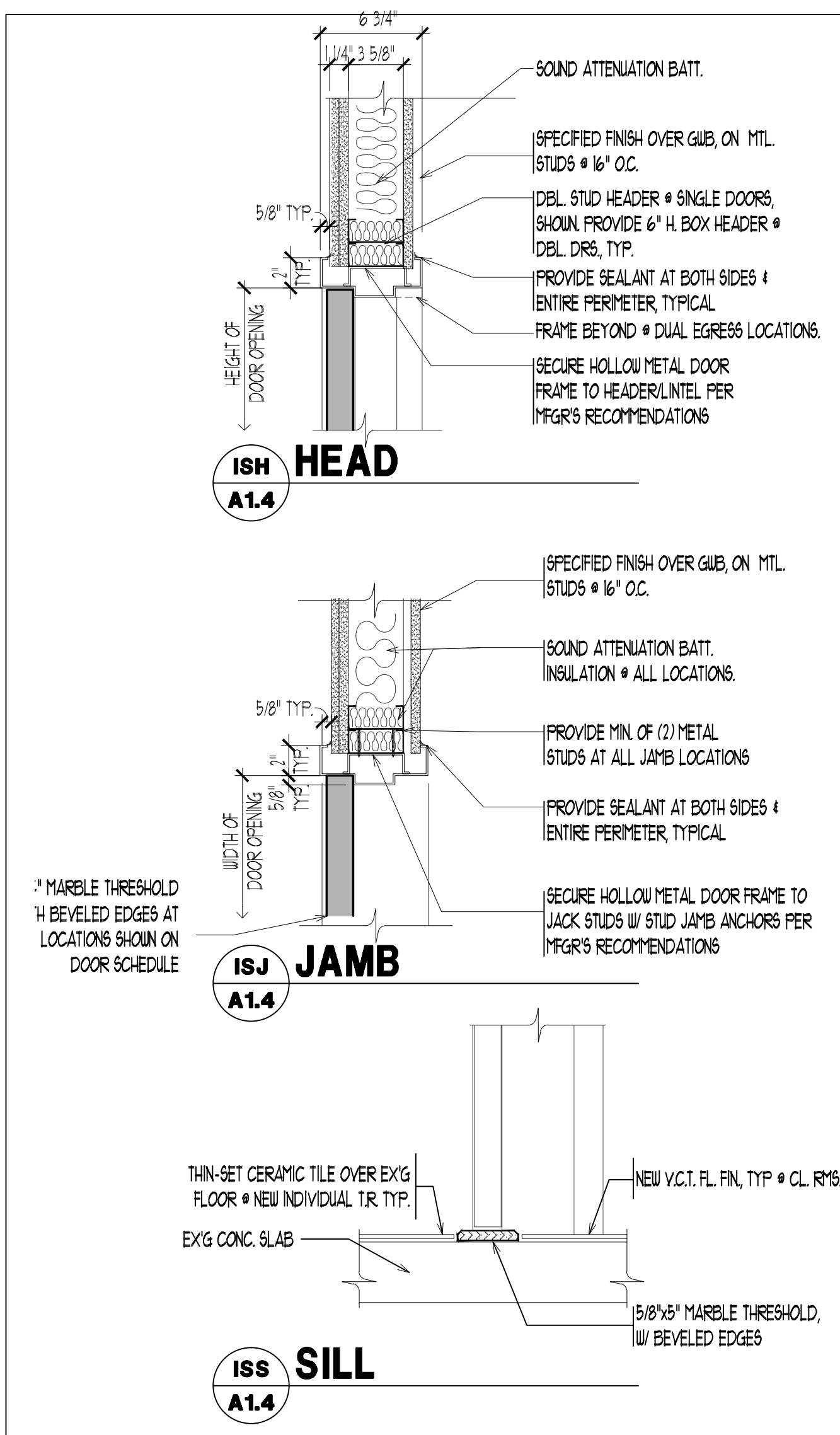
Dore C. Dwyer, AIA, Vice President
New Jersey License # 2410000000

THE DESIGN COLLABORATIVE
ARCHITECTS AND PLANNERS, P.A.
414 GARDEN STATE PARKWAY SUITE 100
CAPE MAY COURT HOUSE, NEW JERSEY 08204
PHONE: 609 466 4111 FAX: 609 466 9328
WWW.DESIGNCOLLABORATIVE.COM

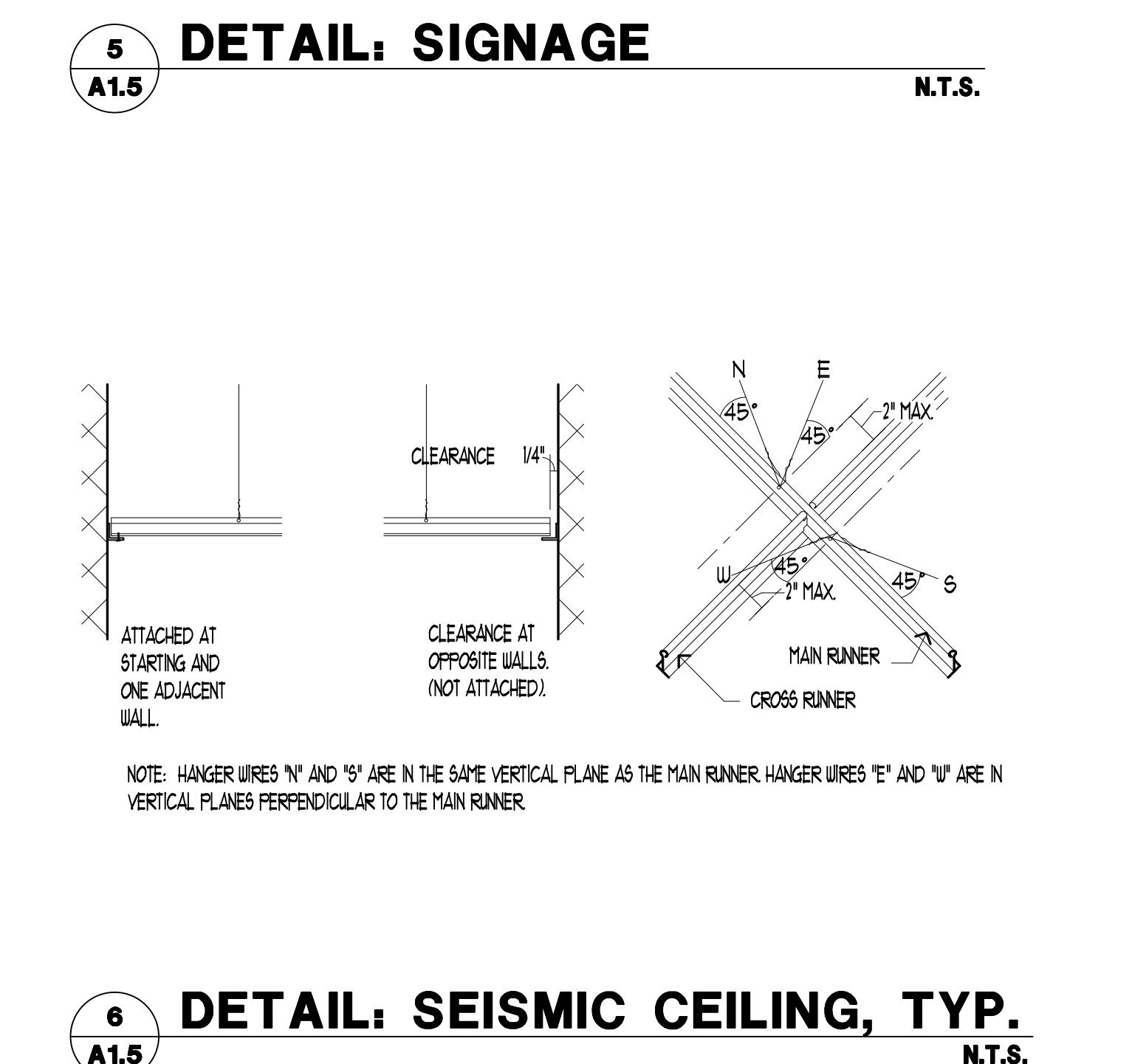
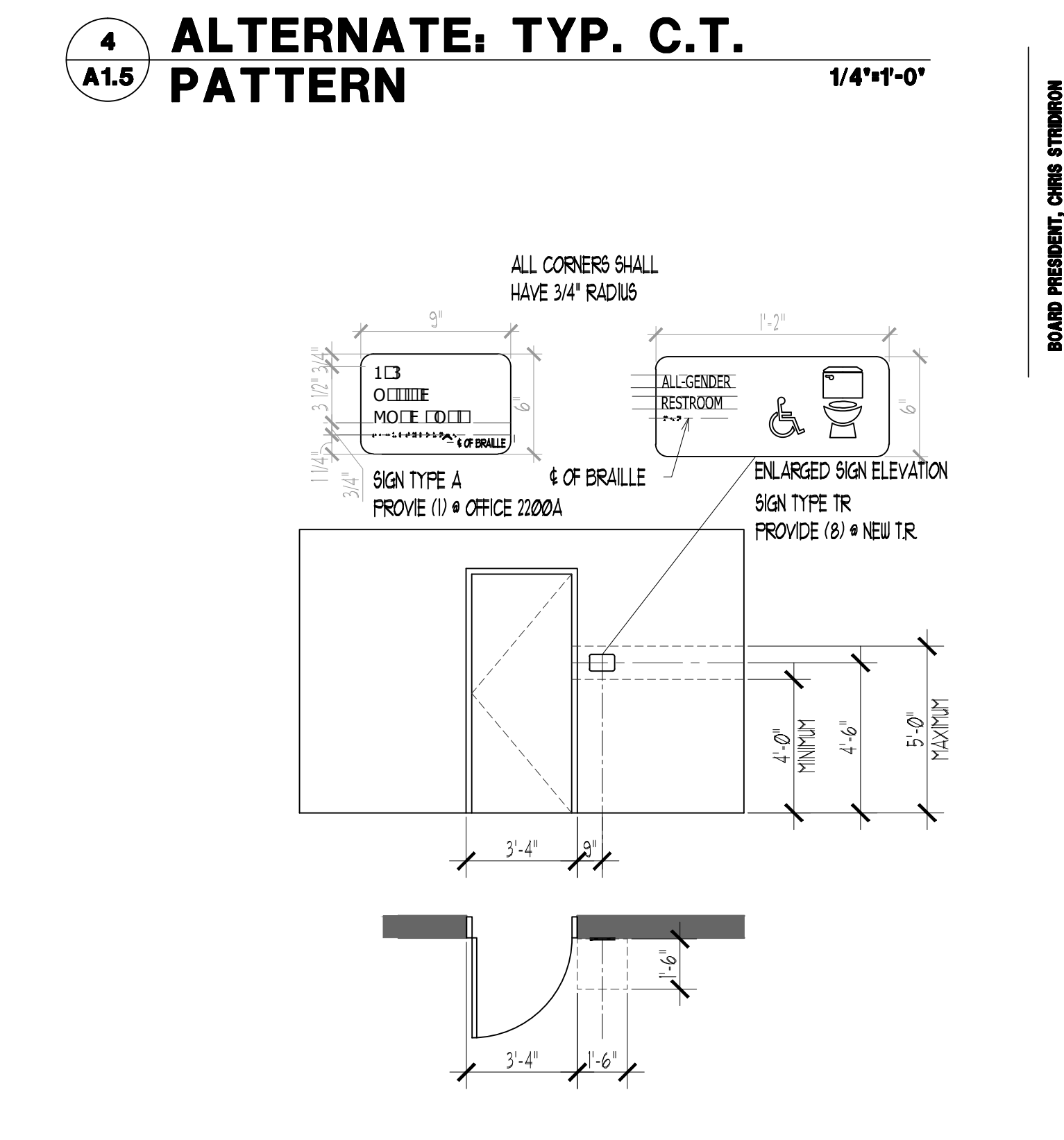
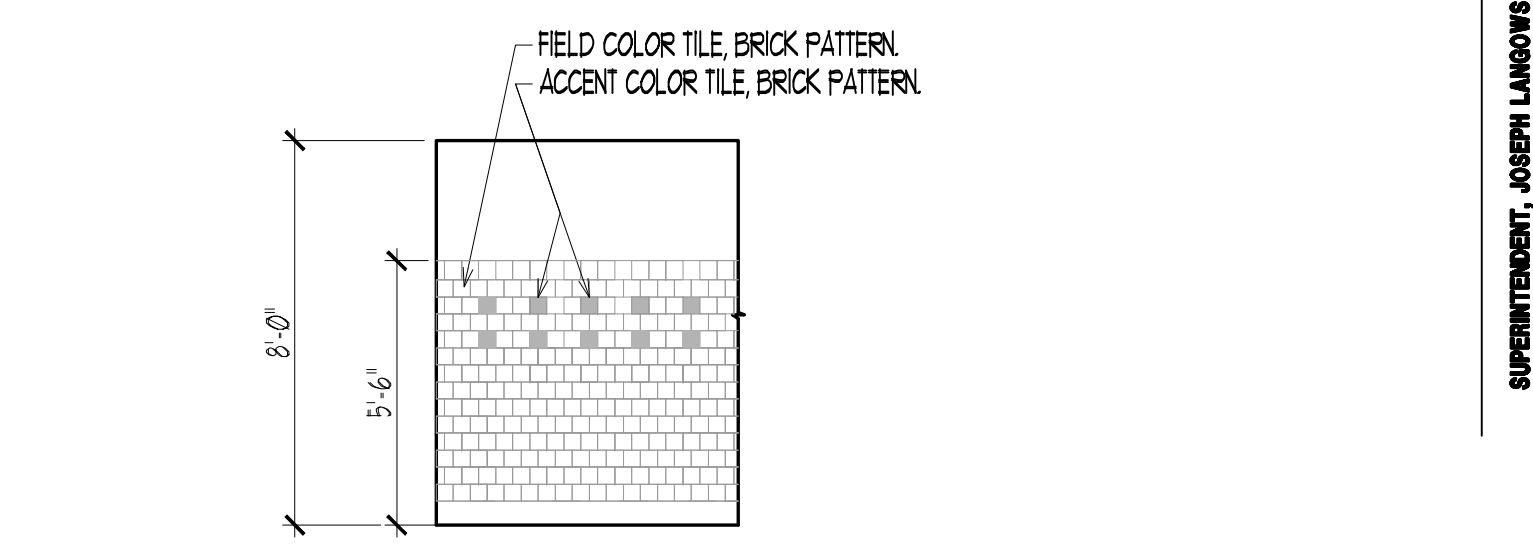
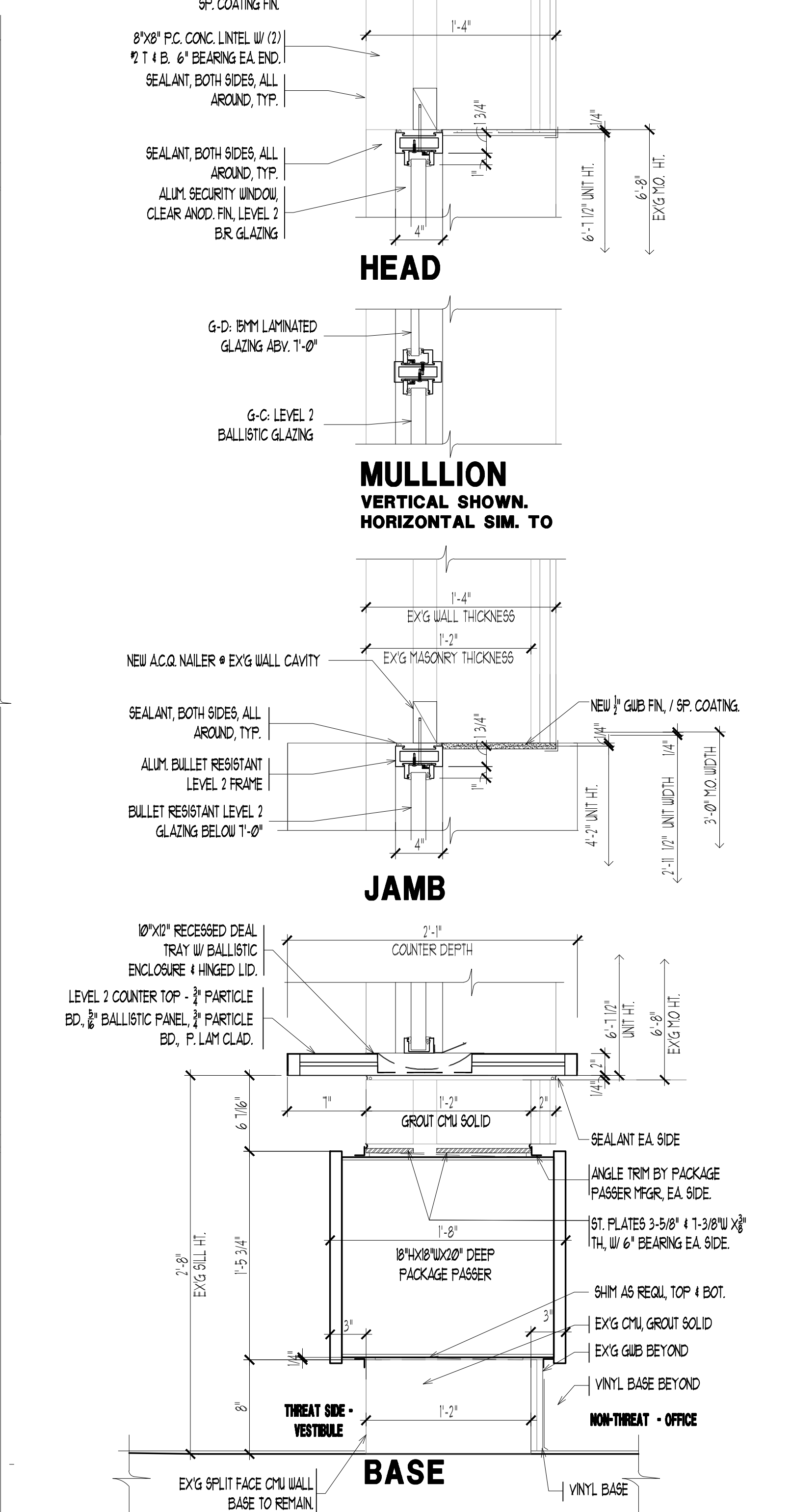
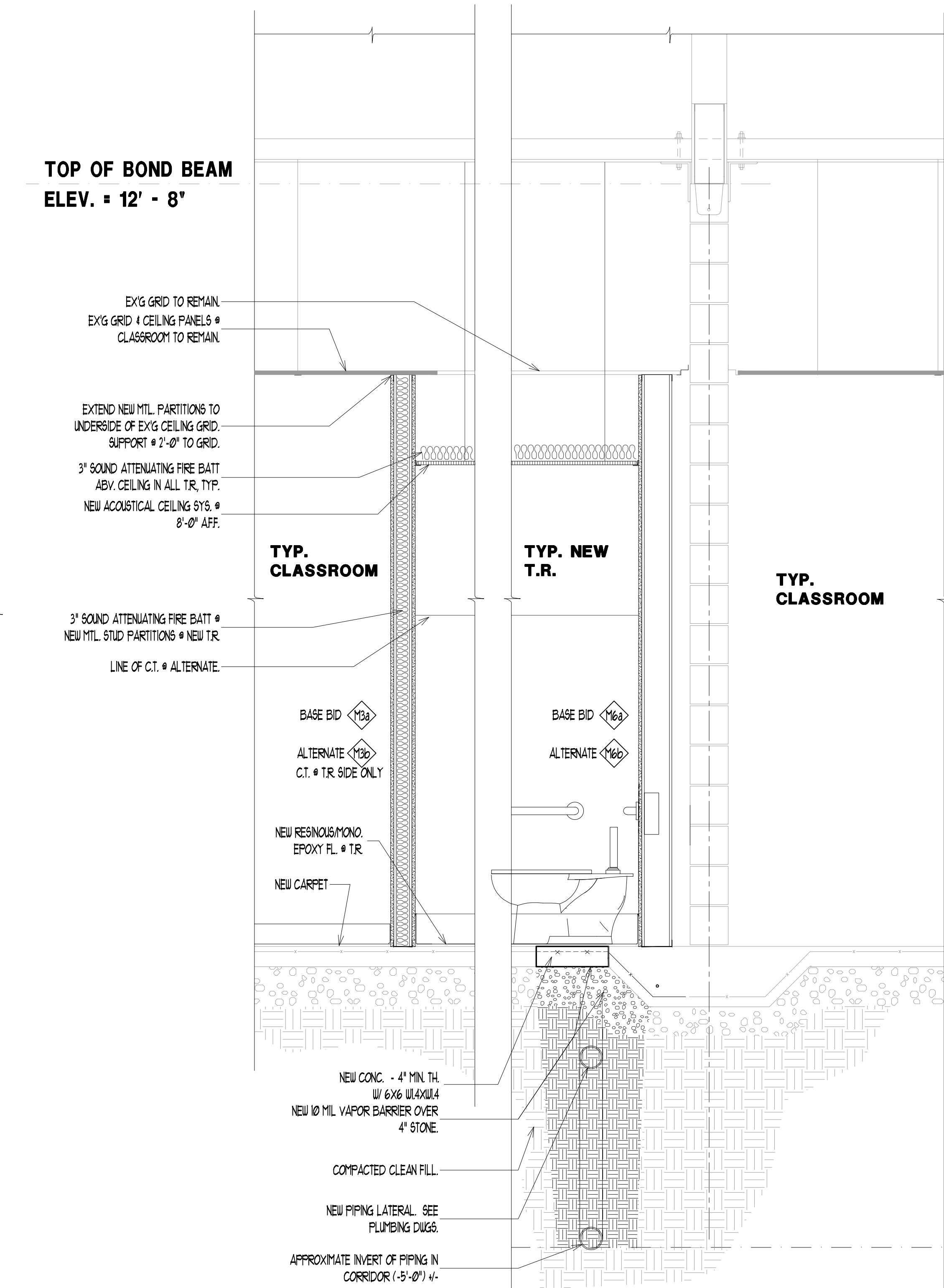
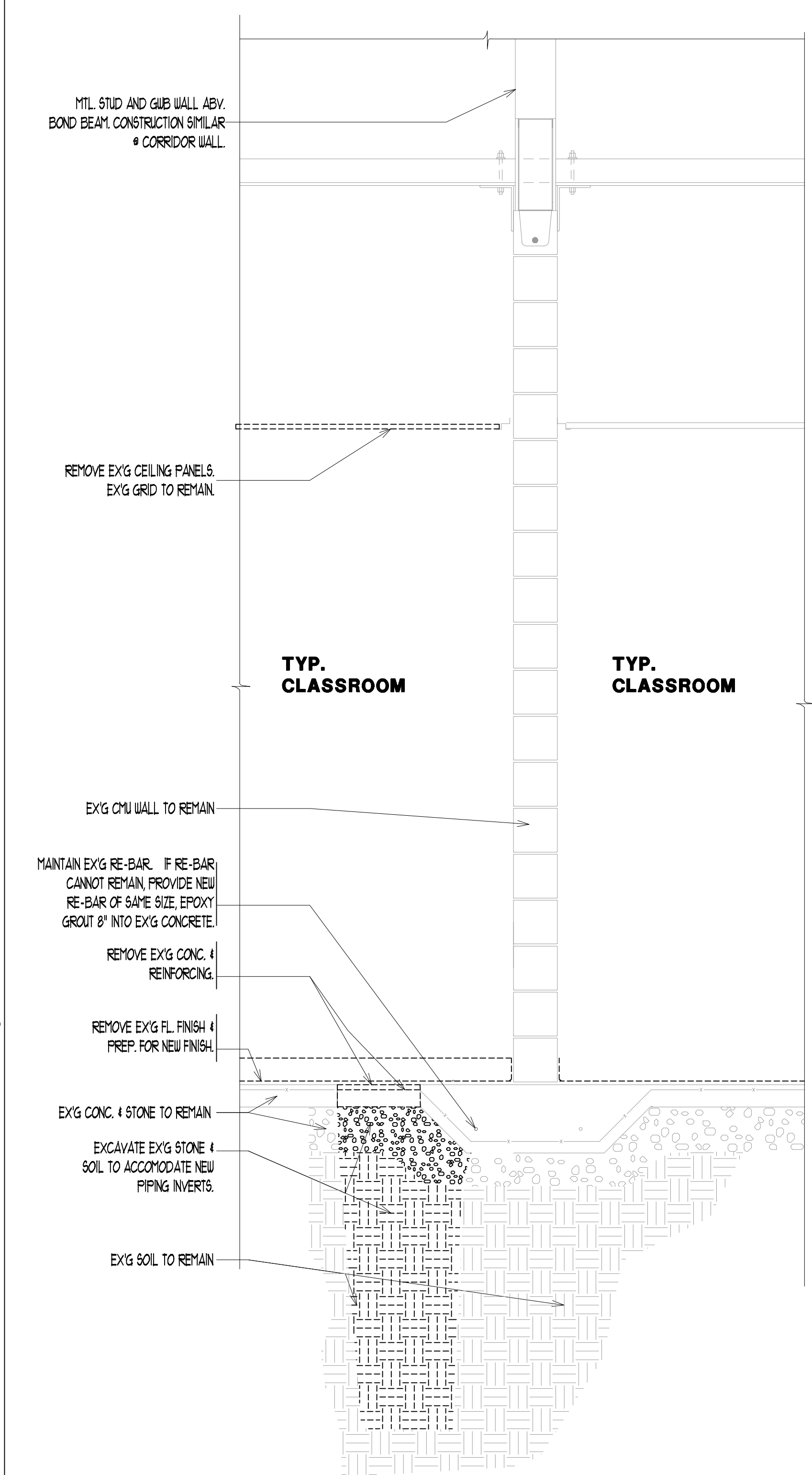
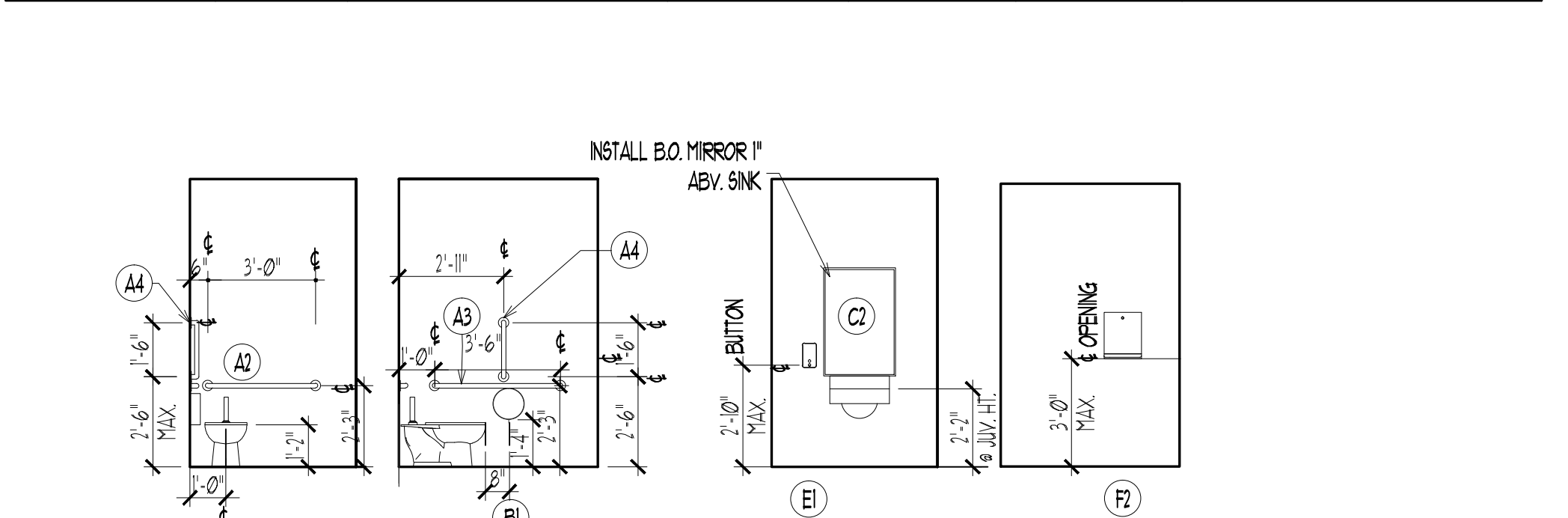
SCALE: AS NOTED DRAWN BY: lv
COMM. No.: 7988 CHECKED BY: dcd
DATE: 9/3/19

SHEET TITLE:
ENLARGED PLANS 2200 2300 BLOCKS
SHEET No.: **A1.3**

NORTH



TOILET ROOM ACCESSORY SCHEDULE									
RM. NO.	ROOM NAME	GRAB BARS			TOILET TISSUE DISPENSER	MIRROR	SOAP DISPENSER	WASTE RECEPT.	TOWEL DISPENSER
		A2	A3	A4	B1	C1	E1	F1	F2
PROVIDE ACCESSORIES IN THE FOLLOWING RFS:		B-6106-99	B-6106-99	B-6106-99	OWNER SUPPLIED	B-130	OWNER SUPPLIED	OWNER SUPPLIED	OWNER SUPPLIED
		36"	42"	18"	CONTRACTOR INSTALL	24" x 36"	CONTRACTOR INSTALL	FREE STANDING	BOT. 48" AFF.
	TOILET ROOM	•	•	•	•	•	•	•	•



TOILET ACCESSORY ELEVATIONS 1/4"=1'-0"

DATE No. REVISION

LOT 2.04

STATE PLAN NO. 2850-010-18-1000

CONTRACT 5 - SECURITY VESTIBULES AND TOILET ROOMS

LUMBERTON TOWNSHIP SCHOOL DISTRICT

ASHBROOK ELEMENTARY SCHOOL

BURLINGTON COUNTY

TOWNSHIP OF LUMBERTON

ISSUED FOR BID

SEPARTEMENT, JOSEPH LUMBERG

BOARD PRESIDENT, CHRIS STUBBS

Lotis J. Delooco, III, PP, President
New Jersey Lic. # 240000000

Linda M. Pivetti, AA, Vice President
New Jersey Lic. # 240000000

Drew C. Diaper, AA, Vice President
New Jersey Lic. # 240000000

BLOCK 19

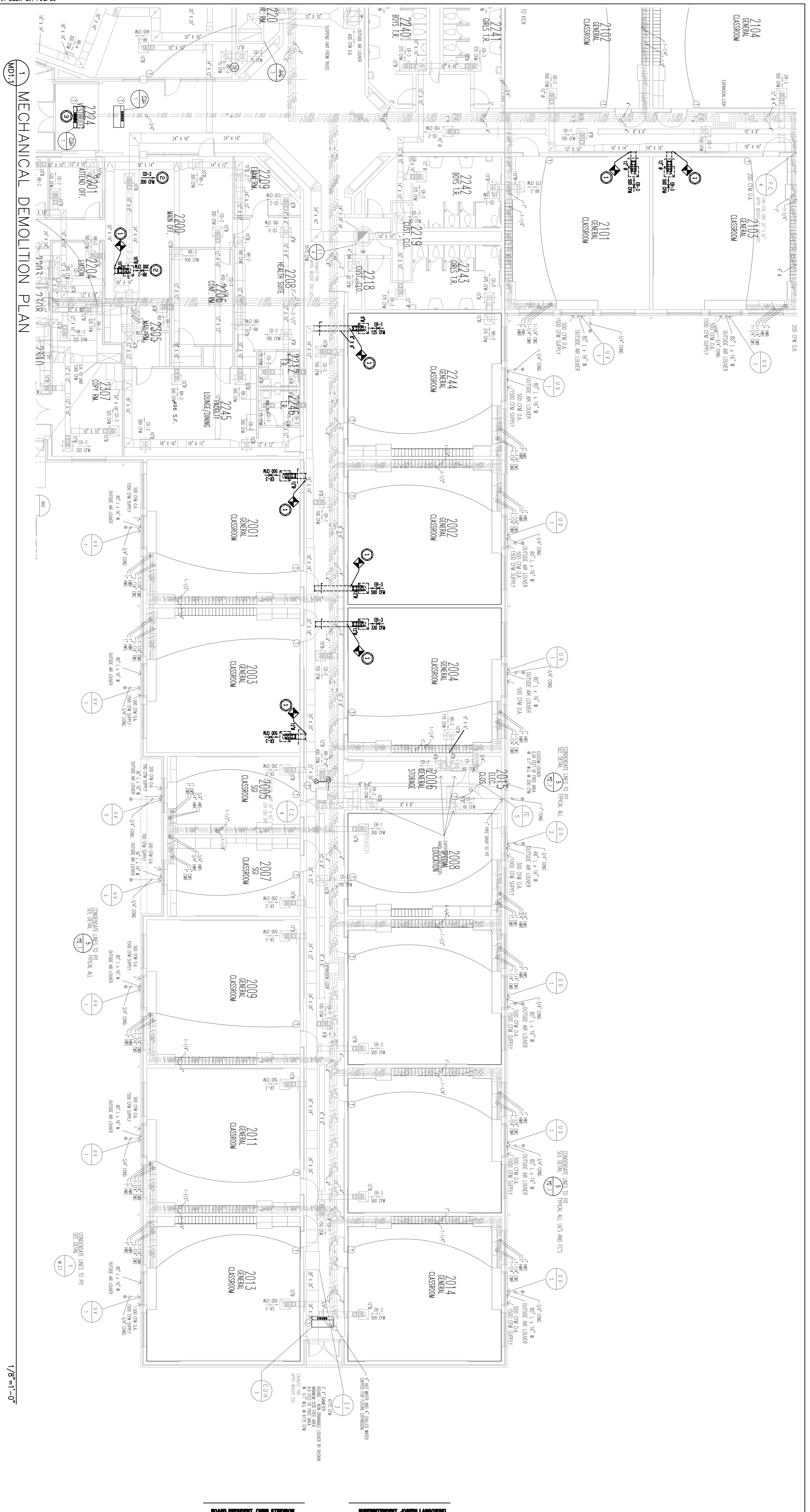
KEY PLAN

THE DESIGN COLLABORATIVE

ARCHITECTS AND PLANNERS, P.A.
414 GARDEN STATE PARKWAY SUITE 100
CAPE MAY COURT HOUSE, NEW JERSEY 08203
PHONE: 609 465 4111 FAX: 609 465 9328
WWW.DESIGNCOLLABORATIVE.COM

SCALE: AS NOTED DRAWN BY: lv
COMM. No. 7988 CHECKED BY: dcd
DATE: 9/2/19

SHEET TITLE: DETAILS
SHEET No.: A15



- MECHANICAL DEMOLITION - SHEET NOTES**
1. EXISTING DUCT VOLUME DUMPER AND REGISTER SHALL BE REMOVED TO POINT INDICATED. CONTRACTOR SHALL SAVE ALL FOR RE-INSTALLATION IN NEW LOCATION. SEE NEW WORK PLAN FOR NEW LOCATION AND REVISION INFORMATION. PROVIDE AIR TIGHT DUCT FLASH AT EXISTING PENETRATIONS FOR NEW WORK.
 2. EXISTING AIR DEVICE TO BE RE-BALANCED. SEE NEW WORK PLAN FOR NEW VALVE.
 3. EXISTING MECHANICAL UNIT SHALL BE LOWERED TO NEW CEILING AS REQUIRED.
- GENERAL MECHANICAL DEMOLITION NOTES**
- APPLICABLE TO ALL PLANS AS REQUIRED.
1. REMOVE EXISTING DIELECTRIC UNION AND RESPECTION ISOLATION VALVE (WHERE APPLICABLE). COORDINATE DIELECTRIC UNION AND VALVE REPLACEMENT WITH NEW WORK MECHANICAL PLANS AND SPECIFICATIONS.
 2. REMOVE EXISTING PIPING AND VALVES AS REQUIRED. COORDINATE INSTALLATION WITH NEW EQUIPMENT.
 3. DEMOLISH AND REMOVE HANGING VALVES. REPLACE AS NOTICED ON NEW WORK MECHANICAL PLANS AND SPECIFICATIONS.
 4. REMOVE EXISTING THERMOSTAT ASSOCIATED WIRING, BOXES AND CONDUIT.
 5. REMOVE EXISTING THERMOSTAT ASSOCIATED WIRING, BOXES AND CONDUIT.
- GENERAL NOTES:**
- a. EQUIPMENT/DEVICE TO BE REMOVED IS SHOWN AS DASHED. EQUIPMENT/DEVICE TO BE REUSED/REMAIN IS SHOWN AS SOLID.
 - b. APPLICABLE MECHANICAL PREPARATION SECTIONS BY TRADE SHALL BE SELECTION WITH RESPECTIVE APPLICATION.
 - c. ALL SYSTEM DUMMIES SHALL BE COORDINATED WITH THE OWNER'S SCHEDULE NO LESS THAN SEVEN (7) DAYS IN ADVANCE.

THE DESIGN COLLABORATIVE
 ARCHITECTS AND PLANNERS, P.A.
 414 GARDEN STATE PARKWAY SUITE 100
 CAPE MAY COURT HOUSE, NEW JERSEY 08210
 PHONE: 609 465 4111 FAX: 609 465 9338
 WWW.TDCARCHITECT.COM

DATE: 9/21/19
 SCALE: AS NOTED
 SHEET NO: MD1.1

STATE PLAN NO. 2850-010-10-1000
CONTRACT 5 - SECURITY VESTIBULES AND TOILET ROOMS
LUMBERTON TOWNSHIP SCHOOL DISTRICT
ASHBROOK ELEMENTARY SCHOOL
ISSUED FOR BID

LOT 2.04

TOWNSHIP OF LUMBERTON **BURLINGTON COUNTY**

BOARD PRESIDENT, CHRIS STROUD **SUPERINTENDENT, JOSEPH LAMONICA**

Drew C. Dingler, AIA, Vice President
 Linda M. Vitenti, AIA, Vice President
 Louis J. DeLusso, AIA, PP, President

DATE	NO.	REVISION

SCHAFER KIENINGER ENGINEERING GROUP
 613 Route 9 South Cape May Court House, NJ 08210
 8 Todd Strasser, Professional Engineer Lic# 5250513

M1.1 MECHANICAL NEW WORK PLAN



AIR DEVICE SCHEDULE

- CEILING SUPPLY REGISTER (CO-1)
 BASIS OF DESIGN: TTUS TMA-C
 MODEL #, P.A.S.
 SPECIFICATIONS: 12X12, NC LESS THAN 30.
 CEILING EXHAUST REGISTER (ER-1)
 BASIS OF DESIGN: TTUS TMA-C
 MODEL #, P.A.S.
 SPECIFICATIONS: 12X12, NC LESS THAN 30.
 CEILING RETURN REGISTER (RR-1)
 BASIS OF DESIGN: TTUS TMA-C
 MODEL #, P.A.S.
 SPECIFICATIONS: 12X12, NC LESS THAN 30.

NEW WORK - SHEET NOTES

1. NEW LOCATION OF RELOCATED CLASSROOM GENERAL EXHAUST DUCT, DAMPER AND REGISTER. PROVIDE NEW FLEX DUCT AS REQUIRED. EXISTING REGISTER SHALL BE CLEANED.
2. RE-INSTALLATION, RE-BALANCE EXISTING REGISTER TO CHG INDICATED ON PLAN.
3. NEW TOILET ROOM EXHAUST DUCT, DAMPER AND REGISTER. THE INTO EXISTING MAIN DUCT WITHIN CORRIDOR AS REQUIRED.
4. NEW LOCATION OF RELOCATED OFFICE RETURN DUCT, DAMPER AND REGISTER. PROVIDE NEW FLEX DUCT AS REQUIRED. EXISTING REGISTER SHALL BE CLEANED BEFORE RE-INSTALLATION. RE-BALANCE EXISTING REGISTER TO CHG INDICATED ON PLAN.
5. PROVIDE NEW SUPPLY AND RETURN AIR DEVICES ALONG WITH FLEXIBLE DUCT AND VOLUME DAMPERS. TIE INTO EXISTING DUCTWORK AS INDICATED.
6. NEW LOCATION OF LOWERED MECHANICAL UNIT. PROVIDE NEW PIPING AND/OR WIRING AS REQUIRED TO EXTEND EXISTING UTILITIES TO NEW LOCATION.

GENERAL MECHANICAL NOTES

- APPLICABLE TO ALL PLANS AS REQUIRED.
1. MECHANICAL CONTRACTOR SHALL COORDINATE ALL CONDENSATE DRAIN AND POTABLE WATER CONNECTIONS WITH A LICENSED PLUMBER.
 2. COORDINATE ALL ELECTRICAL CONNECTIONS WITH ELECTRICAL CONTRACTOR. FIELD VERIFY ALL WAREHOUSE DATA OF MECHANICAL EQUIPMENT AND VALIDATE ELECTRICAL INTERCONNECTIONS ARE SIZED ADEQUATELY TO SUPPORT RESPECTIVE EQUIPMENT. ELECTRICAL CONTRACTOR SHALL FIELD LOCATE ELECTRICAL DISCONNECTS FOR MECHANICAL EQUIPMENT PER MANUFACTURER AND MECHANICAL CONTRACTOR SHALL COORDINATE WITH ARCHITECTURAL PLANS AND SPECIFICATIONS FOR ALL LOUNGES, MECHANICAL PLANS ARE DIAGRAMMATIC AND ONLY SHOW DAMPER INTERCONNECTION.
 3. ARCHITECTURAL PLANS SHALL COORDINATE WITH ARCHITECTURAL PLANS FOR DETAILS OF ARCHITECTURAL, STYLE LOUNGERS, LOUVER GEOMETRY, AND LOUVER BLANK SECTIONS. ARCHITECT TO SELECT MECHANICAL CONTRACTOR SHALL PROVIDE CONNECTIONS FOR ALL MECHANICAL EQUIPMENT UNLESS NOTED OTHERWISE. MECHANICAL CONTRACTOR SHALL FIELD VERIFY THAT ALL MECHANICAL EQUIPMENT LISTS PROVIDED FOR SINGLE POINT ELECTRICAL CONNECTIONS ARE ADEQUATELY SIZED TO ACCOMMODATE SPECIFIED SERVICE FEEDERS. COORDINATE WITH ELECTRICAL CONTRACTOR AND ELECTRICAL DRAWINGS TO CONFIRMED FOR SINGLE POINT CONNECTIONS.
 4. MECHANICAL CONTRACTOR SHALL PROVIDE CONDENSATE OVERFLOW SWITCHES IN ALL DRAIN PANS AND WIRE TO A/C SYSTEM FOR MONITORING. CONDENSATE OVERFLOW SWITCHES SHALL GENERATE AN A/C ALARM WHEN TRIPPED (TYP. ALL CEILING MOUNTED, SUPERFLOW AND ABOVE CEILING INSTALLED MECHANICAL UNITS WITH COOLING CAPABILITIES).
 5. MECHANICAL CONTRACTOR SHALL PROVIDE CONDENSATE PIPING IN A CONFIGURATION THAT PERMITS ACCESS TO ALL SECTIONS OF CONDENSATE PIPING.
 6. MECHANICAL CONTRACTOR SHALL PROVIDE CONDENSATE PIPING IN A CONFIGURATION THAT PERMITS ACCESS TO ALL SECTIONS OF CONDENSATE PIPING.
 7. MECHANICAL CONTRACTOR SHALL PROVIDE CONDENSATE PIPING IN A CONFIGURATION THAT PERMITS ACCESS TO ALL SECTIONS OF CONDENSATE PIPING.
 8. MECHANICAL CONTRACTOR SHALL PROVIDE CONDENSATE PIPING IN A CONFIGURATION THAT PERMITS ACCESS TO ALL SECTIONS OF CONDENSATE PIPING.
 9. MECHANICAL CONTRACTOR SHALL PROVIDE CONDENSATE PIPING IN A CONFIGURATION THAT PERMITS ACCESS TO ALL SECTIONS OF CONDENSATE PIPING.
 10. MECHANICAL CONTRACTOR SHALL PROVIDE CONDENSATE PIPING IN A CONFIGURATION THAT PERMITS ACCESS TO ALL SECTIONS OF CONDENSATE PIPING.
 11. MECHANICAL CONTRACTOR SHALL PROVIDE CONDENSATE PIPING IN A CONFIGURATION THAT PERMITS ACCESS TO ALL SECTIONS OF CONDENSATE PIPING.
 12. MECHANICAL CONTRACTOR SHALL PROVIDE CONDENSATE PIPING IN A CONFIGURATION THAT PERMITS ACCESS TO ALL SECTIONS OF CONDENSATE PIPING.
 13. MECHANICAL CONTRACTOR SHALL PROVIDE CONDENSATE PIPING IN A CONFIGURATION THAT PERMITS ACCESS TO ALL SECTIONS OF CONDENSATE PIPING.

BOARD PRESIDENT, CHRIS STROHMEYER

SUPERINTENDENT, JOSEPH LAMOWSKI

THE DESIGN COLLABORATIVE
 ARCHITECTS AND PLANNERS, P.A.
 414 GARDEN STATE PARKWAY SUITE 100
 CAPE MAY COURT HOUSE, NEW JERSEY 08210
 PHONE: 609 465 4111 FAX: 609 465 9338
 WWW.TDCARCHITECT.COM

STATE PLAN NO. 2850-010-10-1000
CONTRACT 5 - SECURITY VESTIBULES AND TOILET ROOMS
LUMBERTON TOWNSHIP SCHOOL DISTRICT
ASHBROOK ELEMENTARY SCHOOL
ISSUED FOR BID

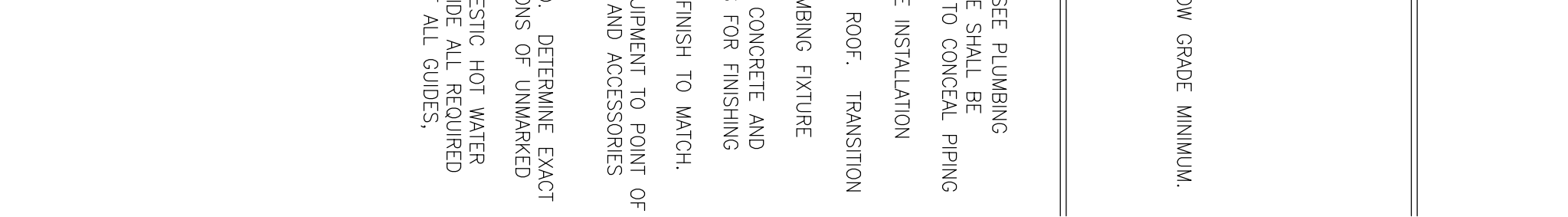
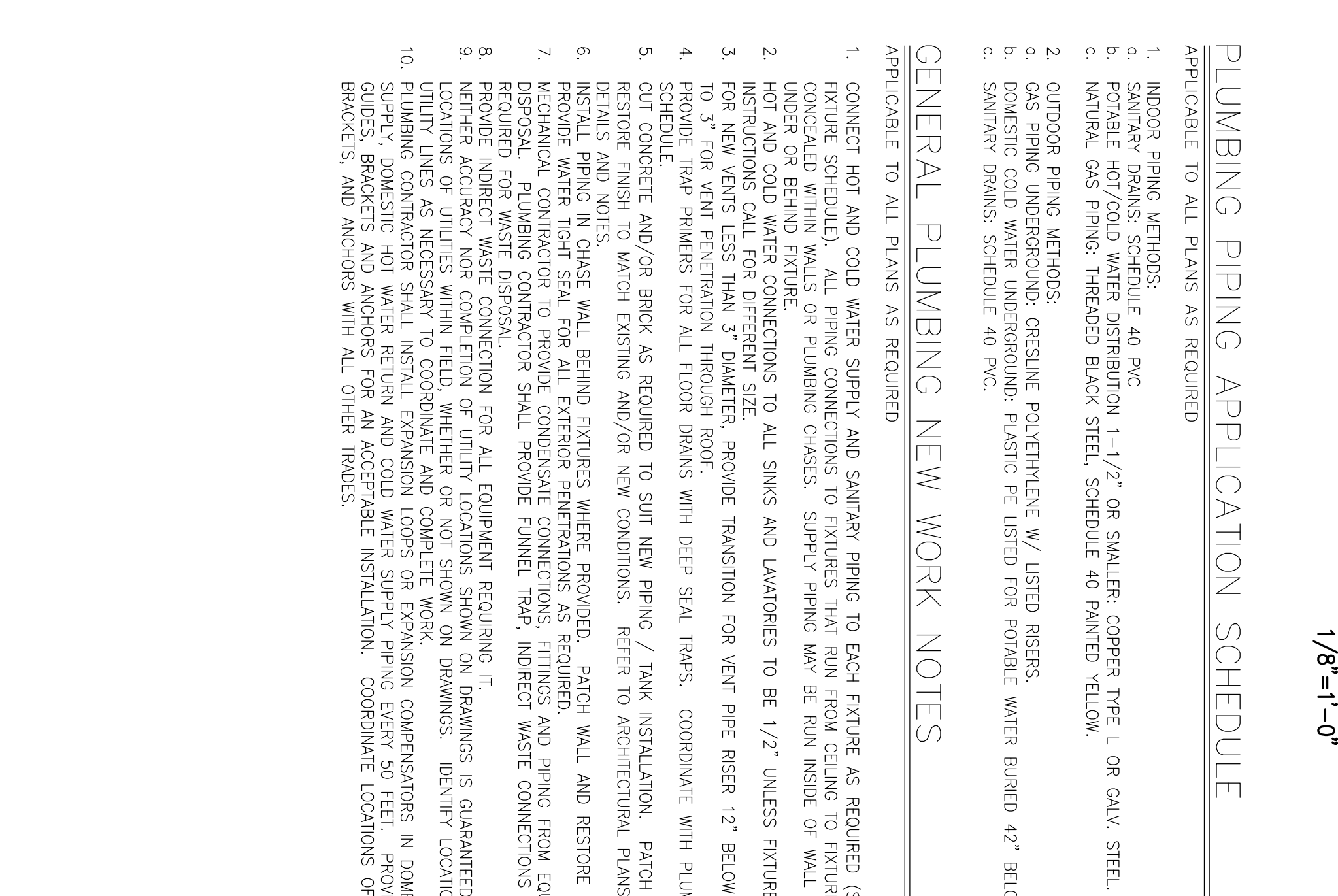
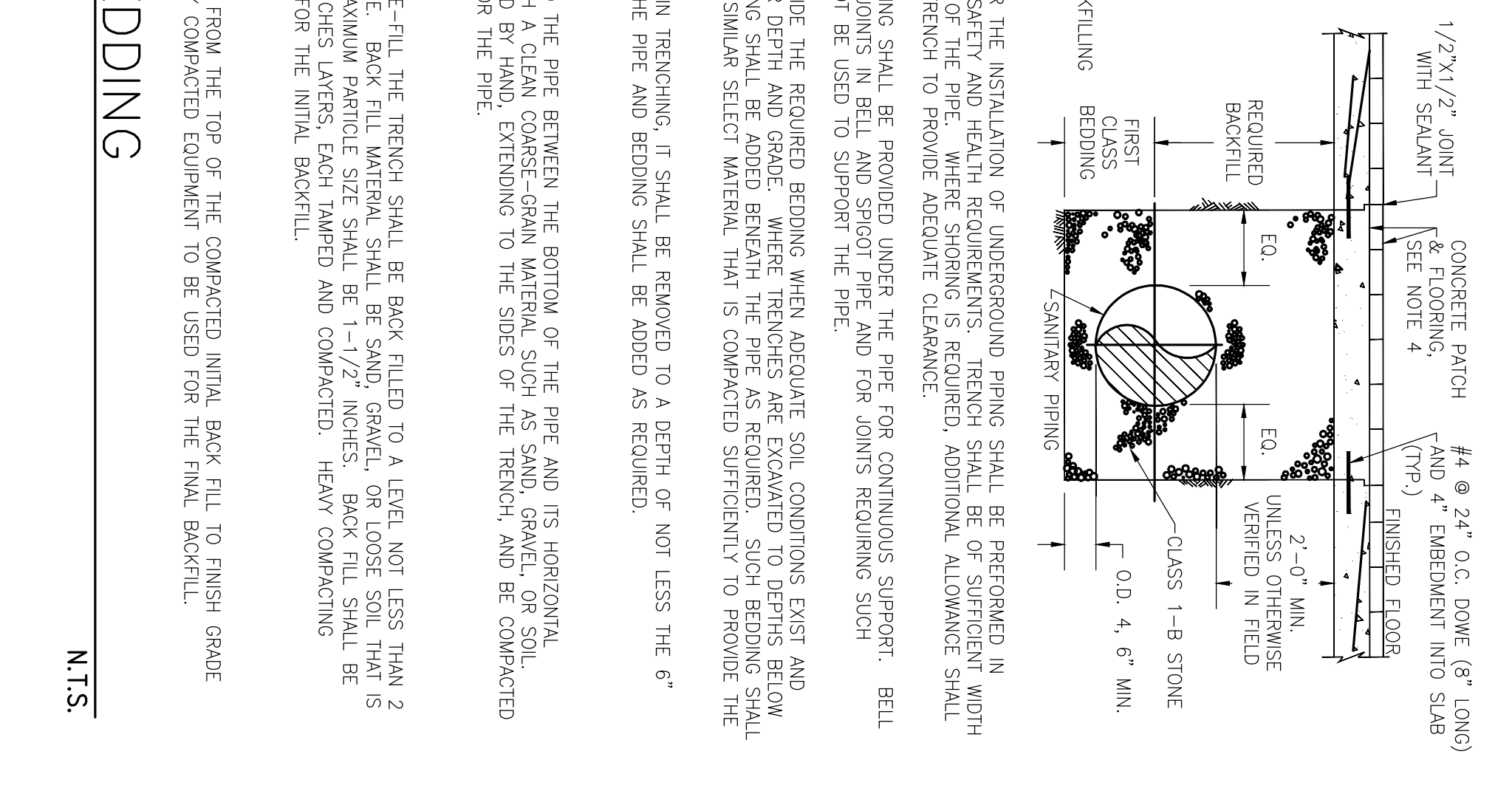
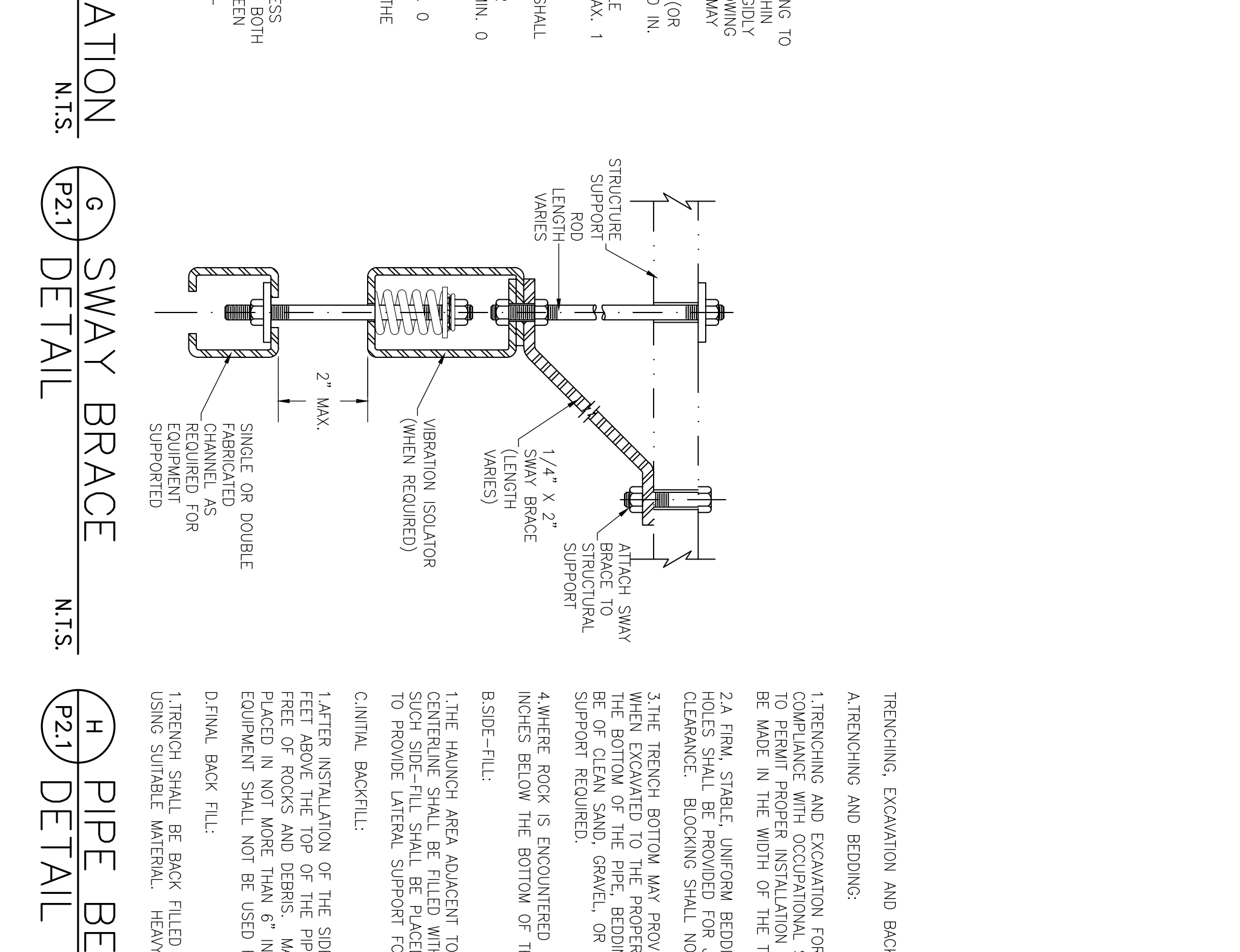
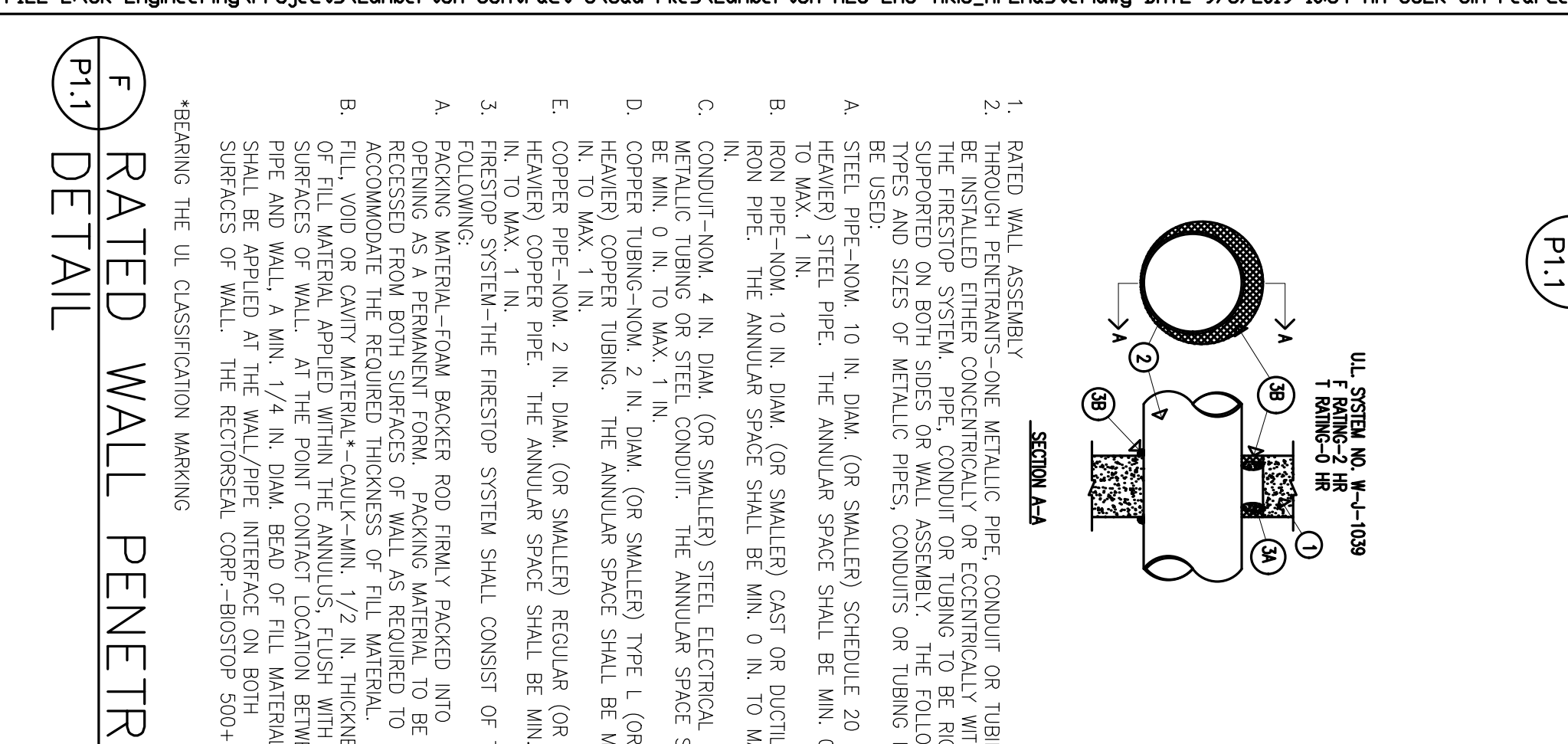
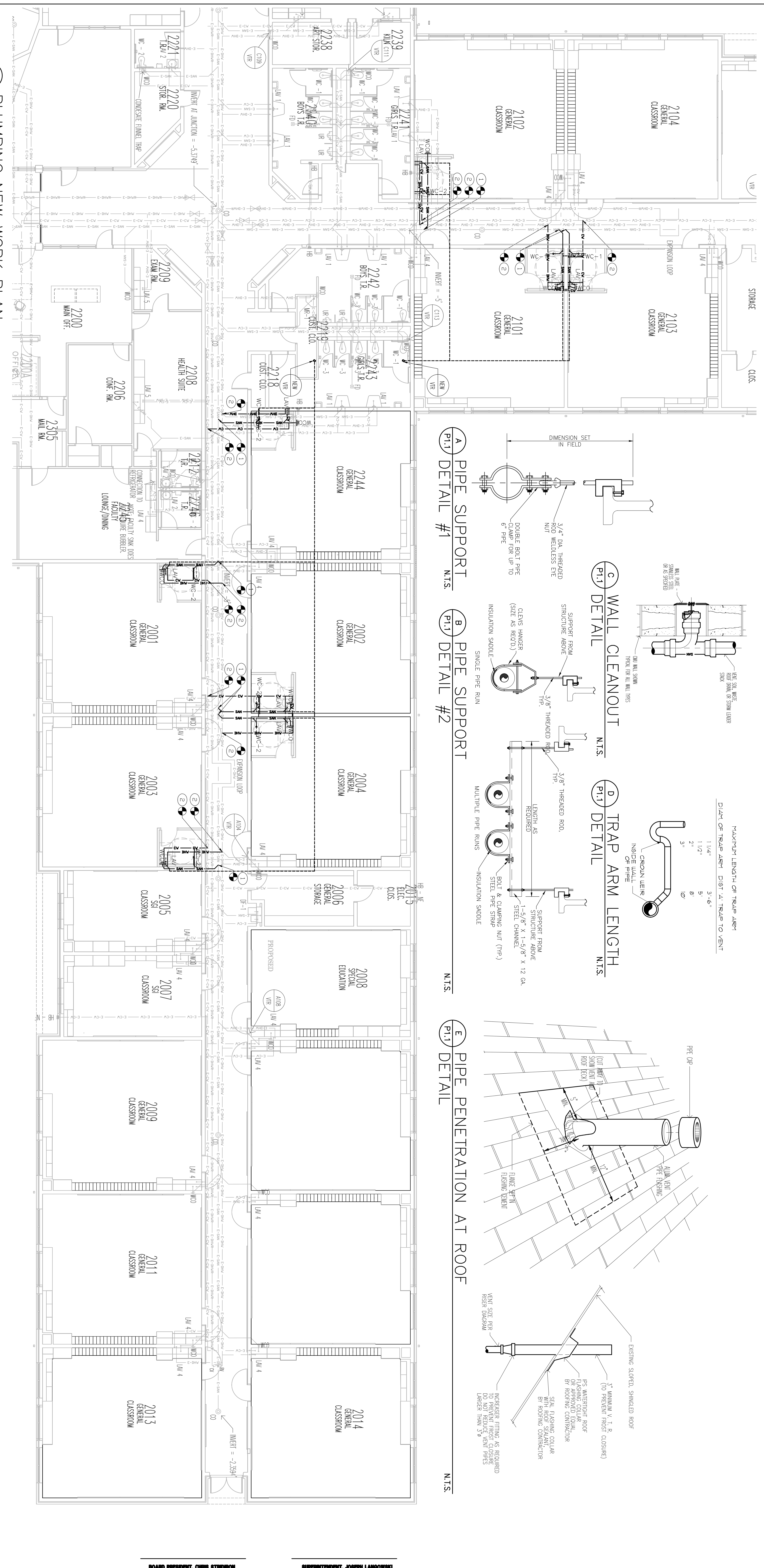
LOT 2.04

TOWNSHIP OF LUMBERTON **BURLINGTON COUNTY**

Drew C. Dingler, AIA, Vice President
 Linda M. Viretti, AIA, Vice President
 Louis J. DeLusso, AIA, PP, President

SCHAFER KENINGER ENGINEERING GROUP
 613 Route 9 South Cape May Court House, NJ 08210
 8 Todd Straniger, Professional Engineer Lic# 25859313

DATE	NO.	REVISION



DATE	NO.	REVISION

NEW WORK - SHEET NOTES

- NEW SANITARY AND VENT PIPING AS REQUIRED FOR NEW TOILET ROOM FIXTURES. REFER TO RISER FOR ADDITIONAL INFORMATION.
- NEW WATER SUPPLY PIPING AS REQUIRED FOR NEW TOILET ROOM FIXTURES. REFER TO RISER FOR ADDITIONAL INFORMATION.

PLUMBING FIXTURE SCHEDULE

FIXTURE DESIGNATION: WC-1 (WATER CLOSET)
 MANUFACTURER: AMERONIX STANDARD MODEL #2182 001
 MODEL: AMERONIX CHINA FLOOR MOUNTED, TOP SPUD, ROUND BOWL, SIPHON JET ACTION, 1.6 GPF.
 SEAT: WHITE OPEN FRONT LESS COVER, AMERICAN STANDARD MODEL # 5901C055.
 BRUSH: BRUSH BRUSH
 BRUSH BRUSH AND SILICON (HARD WAX), MODEL # 111 ESS, 1.6 GPF. COORDINATE POWER CONNECTION WITH ELECTRICAL PLAN.

FIXTURE DESIGNATION: WC-2 (WATER CLOSET)
 MANUFACTURER: AMERONIX STANDARD MODEL #2182 001
 MODEL: AMERONIX CHINA FLOOR MOUNTED, TOP SPUD, ELONGATED BOWL, SIPHON JET ACTION, 1.6 GPF.
 SEAT: WHITE OPEN FRONT LESS COVER, AMERICAN STANDARD MODEL # 5901C055.
 BRUSH: BRUSH BRUSH
 BRUSH BRUSH AND SILICON (HARD WAX), MODEL # 111 ESS, 1.6 GPF. COORDINATE POWER CONNECTION WITH ELECTRICAL PLAN.

FIXTURE DESIGNATION: LAV (WASH SINK)
 MANUFACTURER: AMERICAN STANDARD MODEL #2182 001
 MODEL: AMERONIX CHINA FLOOR MOUNTED, TOP SPUD, ELONGATED BOWL, SIPHON JET ACTION, 1.6 GPF.
 SEAT: WHITE OPEN FRONT LESS COVER, AMERICAN STANDARD MODEL # 5901C055.
 BRUSH: BRUSH BRUSH
 BRUSH BRUSH AND SILICON (HARD WAX), MODEL # 111 ESS, 1.6 GPF. COORDINATE POWER CONNECTION WITH ELECTRICAL PLAN.

PLUMBING PIPING APPLICATION SCHEDULE

APPLICABLE TO ALL PLANS AS REQUIRED

- INDOOR PIPING METHODS:
 - SANITARY DRAINS, SCHEDULE 40 PVC
 - SANITARY VENTS, SCHEDULE 40 PVC
 - VENTS, SCHEDULE 40 PVC
 - WATER SUPPLY PIPING, SCHEDULE 40 PVC
- OUTDOOR PIPING METHODS:
 - WATER SUPPLY PIPING, SCHEDULE 40 PVC
 - DOMESTIC COLD WATER UNDERGROUND, PLASTIC PIPE LISTED FOR POTABLE WATER BURIED 42" BELOW GRADE MINIMUM
 - SANITARY DRAINS, SCHEDULE 40 PVC

GENERAL PLUMBING NEW WORK NOTES

APPLICABLE TO ALL PLANS AS REQUIRED

- CONVERT HOT AND COLD WATER SUPPLY AND SANITARY PIPING TO EACH FIXTURE AS REQUIRED (SEE PLUMBING FIXTURE SCHEDULE AND PIPING SCHEDULE).
- INDOOR PIPING METHODS:
 - SANITARY DRAINS, SCHEDULE 40 PVC
 - SANITARY VENTS, SCHEDULE 40 PVC
 - VENTS, SCHEDULE 40 PVC
 - WATER SUPPLY PIPING, SCHEDULE 40 PVC
- OUTDOOR PIPING METHODS:
 - WATER SUPPLY PIPING, SCHEDULE 40 PVC
 - DOMESTIC COLD WATER UNDERGROUND, PLASTIC PIPE LISTED FOR POTABLE WATER BURIED 42" BELOW GRADE MINIMUM
 - SANITARY DRAINS, SCHEDULE 40 PVC

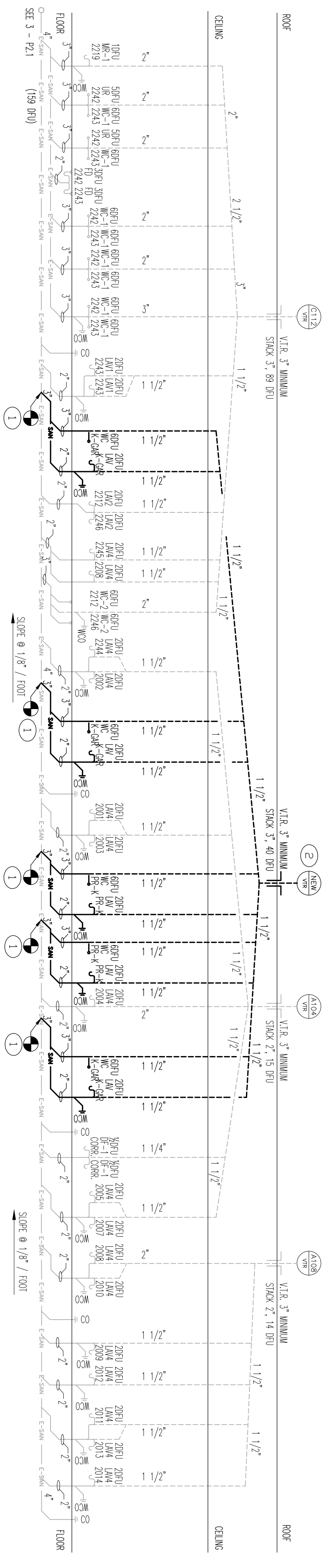
THE DESIGN COLLABORATIVE ARCHITECTS AND PLANNERS, P.A.

414 GARDEN STATE PARKWAY SUITE 100
 CAPE MAY COURT HOUSE, NEW JERSEY 08210
 PHONE: 609 465 4111 FAX: 609 465 9338
 WWW.TDCARCHITECT.COM

DATE	NO.	REVISION

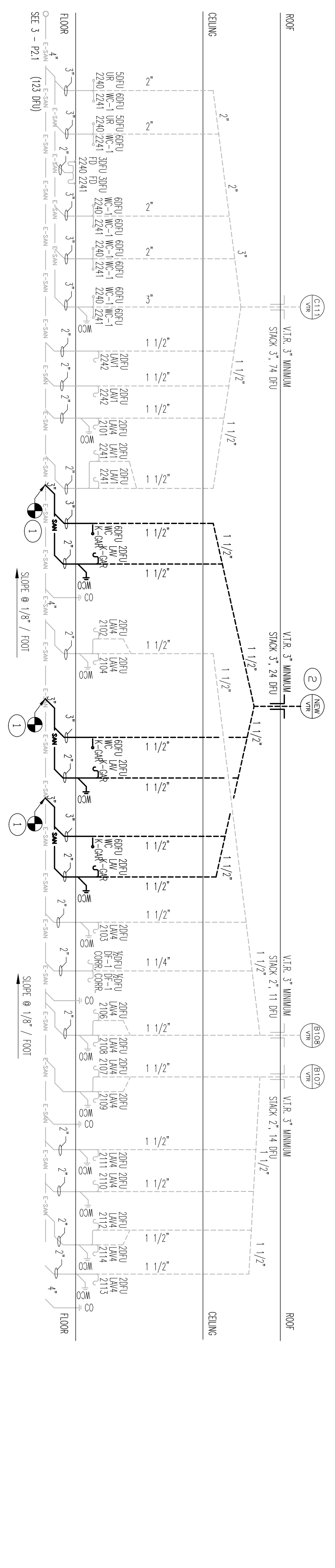
THE DESIGN COLLABORATIVE ARCHITECTS AND PLANNERS, P.A.

414 GARDEN STATE PARKWAY SUITE 100
 CAPE MAY COURT HOUSE, NEW JERSEY 08210
 PHONE: 609 465 4111 FAX: 609 465 9338
 WWW.TDCARCHITECT.COM



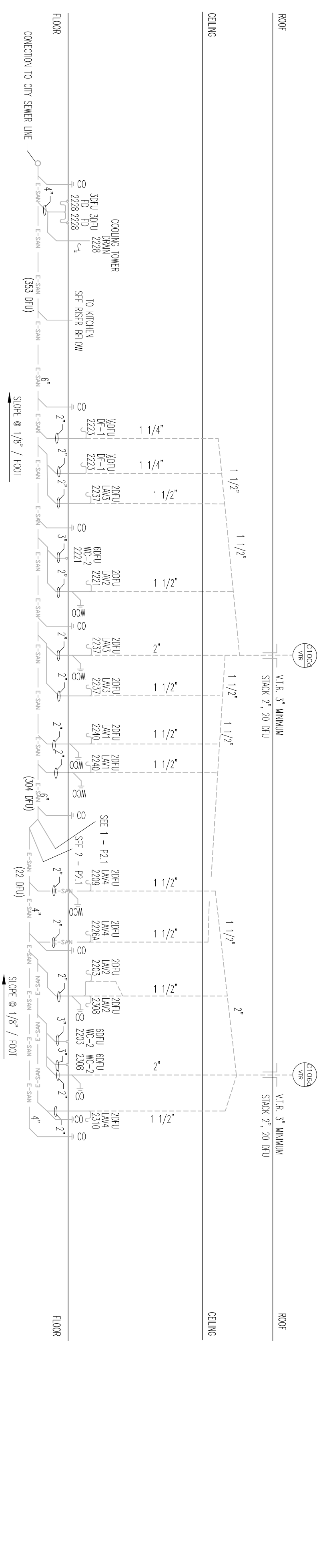
1 SANITARY AND VENT RISER DIAGRAM

N.T.S.




2 SANITARY AND VENT RISER DIAGRAM

N.T.S.



3 SANITARY AND VENT RISER DIAGRAM

N.T.S.



4 SANITARY AND VENT RISER DIAGRAM

N.T.S.

BOARD PRESIDENT, CHRIS STROBICH

SUPERINTENDENT, JOSEPH LANGRISH

- NEW WORK — SHEET NOTES
- 1 NEW SANITARY PIPING AS SHOWN. CONTRACTOR TO FIELD LOCATE EXISTING PIPING IN SLAB TO THE INFO.
 - 2 SAW CUTTING IS REQUIRED. COORDINATE FLOOR FINISHES WITH ARCHITECT PLANS AS REQUIRED.
 - 3 NEW VENT THROUGH ROOF. COORDINATE VENT FINISHES WITH ARCHITECT PLANS AS REQUIRED.
 - 4 FLASHING REQUIREMENTS WITH ARCHITECT PLANS AS REQUIRED.

THE DESIGN COLLABORATIVE
 ARCHITECTS AND PLANNERS, P.A.
 414 GARDEN STATE PARKWAY SUITE 100
 CAPE MAY COURT HOUSE, NEW JERSEY 08210
 PHONE: 609 465 4111 FAX: 609 465 9338
 WWW.TDCARCHITECT.COM

REUSE OF DOCUMENTS:
 The documents and the design incorporated herein, as an instrument of professional service, is the property of The Design Collaborative Architects and Planners, P.A. and is not to be used in whole or in part for any other project without the written authorization of The Design Collaborative Architects and Planners, P.A.

SCALE: AS NOTED
 SHEET NO. 7588
 DATE: 9/27/19
 DESIGNED BY: JTB
 CHECKED BY: JTB

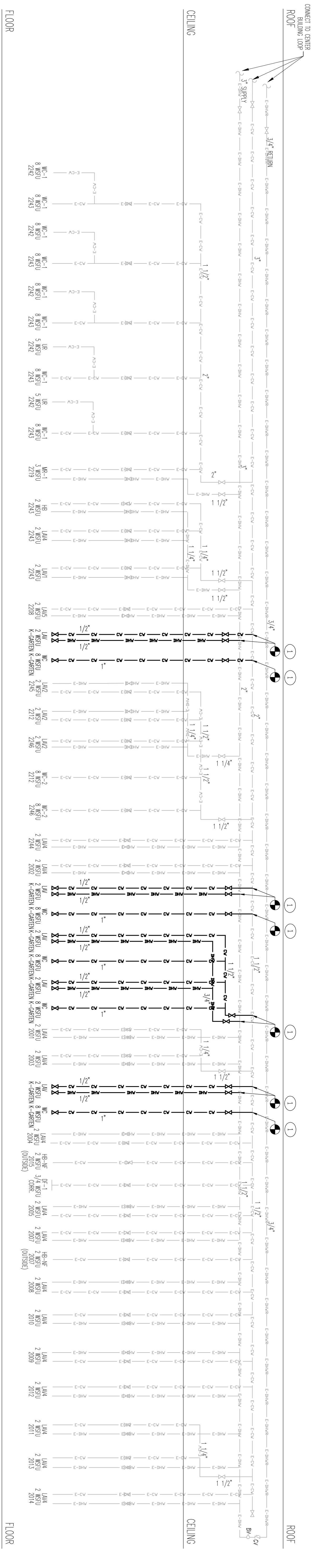
SHEET TITLE: PLUMBING RISER DIAGRAMS
 SHEET NO.: P21

BLOCK 19 STATE PLAN NO. 2850-010-19-1000 LOT 2.04
 CONTRACT 5 - SECURITY VESTIBULES AND TOILET ROOMS
LUMBERTON TOWNSHIP SCHOOL DISTRICT
 ASHBROOK ELEMENTARY SCHOOL
 ISSUED FOR BID
 TOWNSHIP OF LUMBERTON BURLINGTON COUNTY

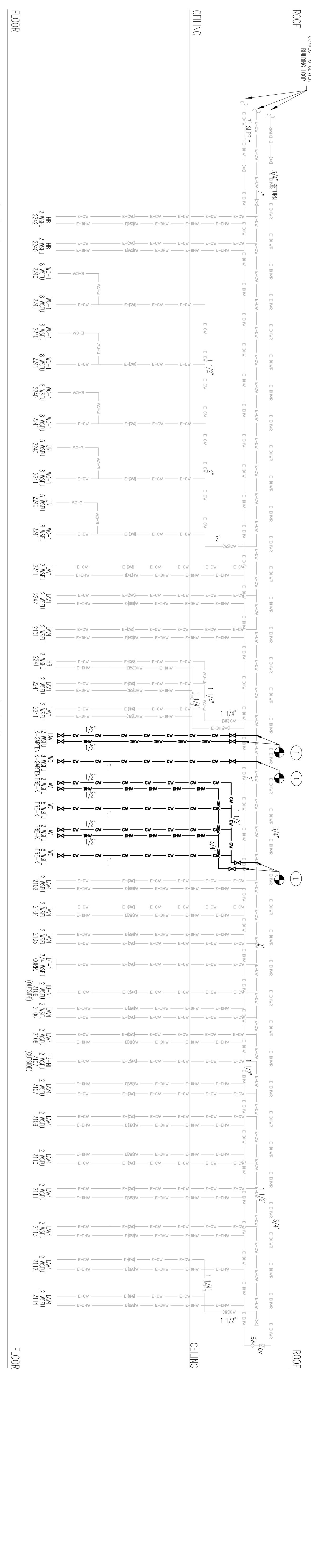
Drew C. Dingler, AIA, Vice President
 Linda M. Viretti, AIA, Vice President
 Louis J. DeLusso, AIA, PP, President

SCHAFER KIENINGER ENGINEERING GROUP
 813 Route 9 South Cape May Court House, NJ 08210
 8 Todd Schaefer, Professional Engineer Lic# 52859313


DATE: 9/3/2019
 REVISION:




1 WATER SUPPLY RISER DIAGRAM



2 WATER SUPPLY RISER DIAGRAM



3 WATER SUPPLY RISER DIAGRAM



4 WATER SUPPLY RISER DIAGRAM

BOARD PRESIDENT, CHRIS STROUD SUPERINTENDENT, JOSEPH LAMONICA

NEW WORK - SHEET NOTES
 1 NEW WATER SUPPLY PIPING AS SHOWN. CONTRIBUTE TO FIELD LUMBERTON TOWNSHIP PLUMBING CONTRACTORS TO FIELD RUNS WITH ALL EXISTING PIPING AND DUCTWORK WITHIN EXISTING CEILING SPACE AS REQUIRED.

DATE	NO.	REVISION

STATE PLAN NO. 2850-010-10-1000 **LOT 2.04**

CONTRACT 5 - SECURITY VESTIBULES AND TOILET ROOMS

LUMBERTON TOWNSHIP SCHOOL DISTRICT

ASHBROOK ELEMENTARY SCHOOL

ISSUED FOR BID

TOWNSHIP OF LUMBERTON **BURLINGTON COUNTY**

Drew C. Dingler, AIA, Vice President
 Linda M. Viretti, AIA, Vice President
 Louis J. DeLusso, AIA, PP, President

THE DESIGN COLLABORATIVE
 ARCHITECTS AND PLANNERS, P.A.

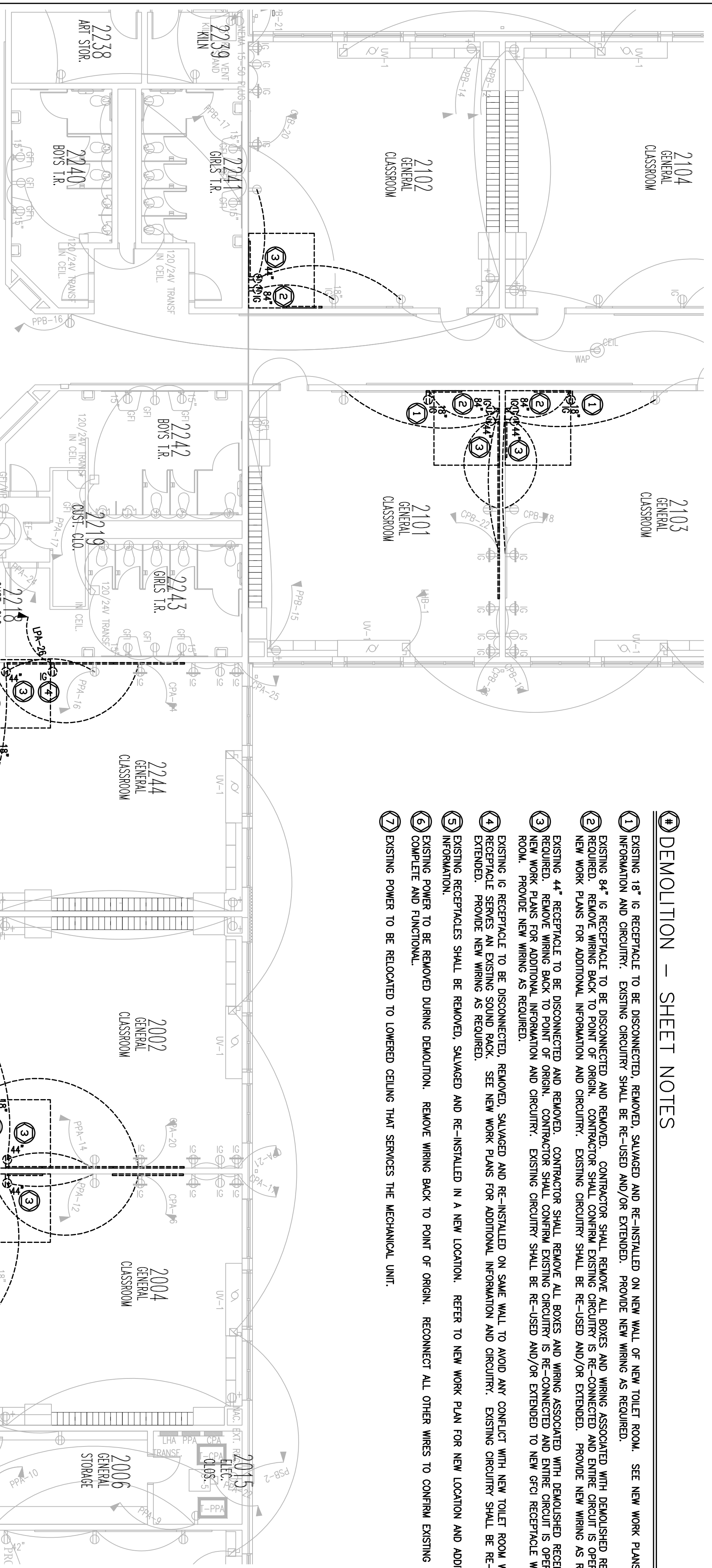
414 GARDEN STATE PARKWAY SUITE 100
 CAPE MAY COURT HOUSE, NEW JERSEY 08210
 PHONE: 609 465 4111 FAX: 609 465 9338
 WWW.TDCARCHITECT.COM

SCALE: 1/8" = 1'-0" (AS NOTED)
 SHEET NO. 7588
 DATE: 9/27/19

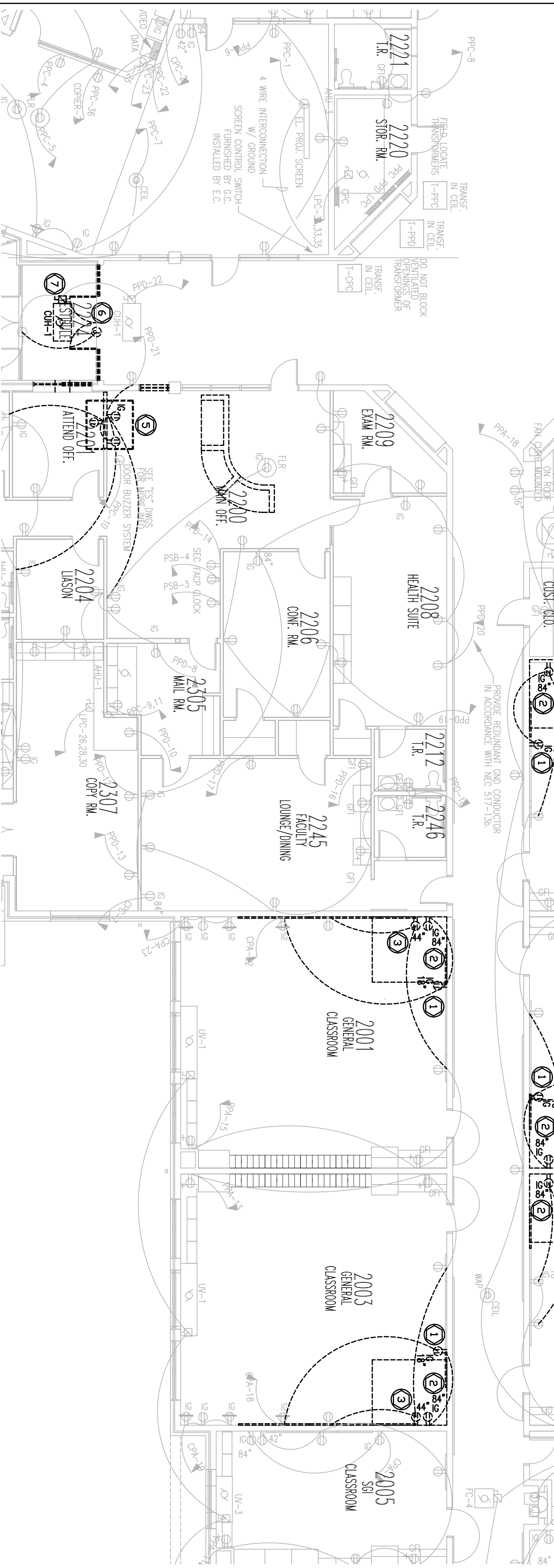
PLUMBING RISER DIAGRAMS

22

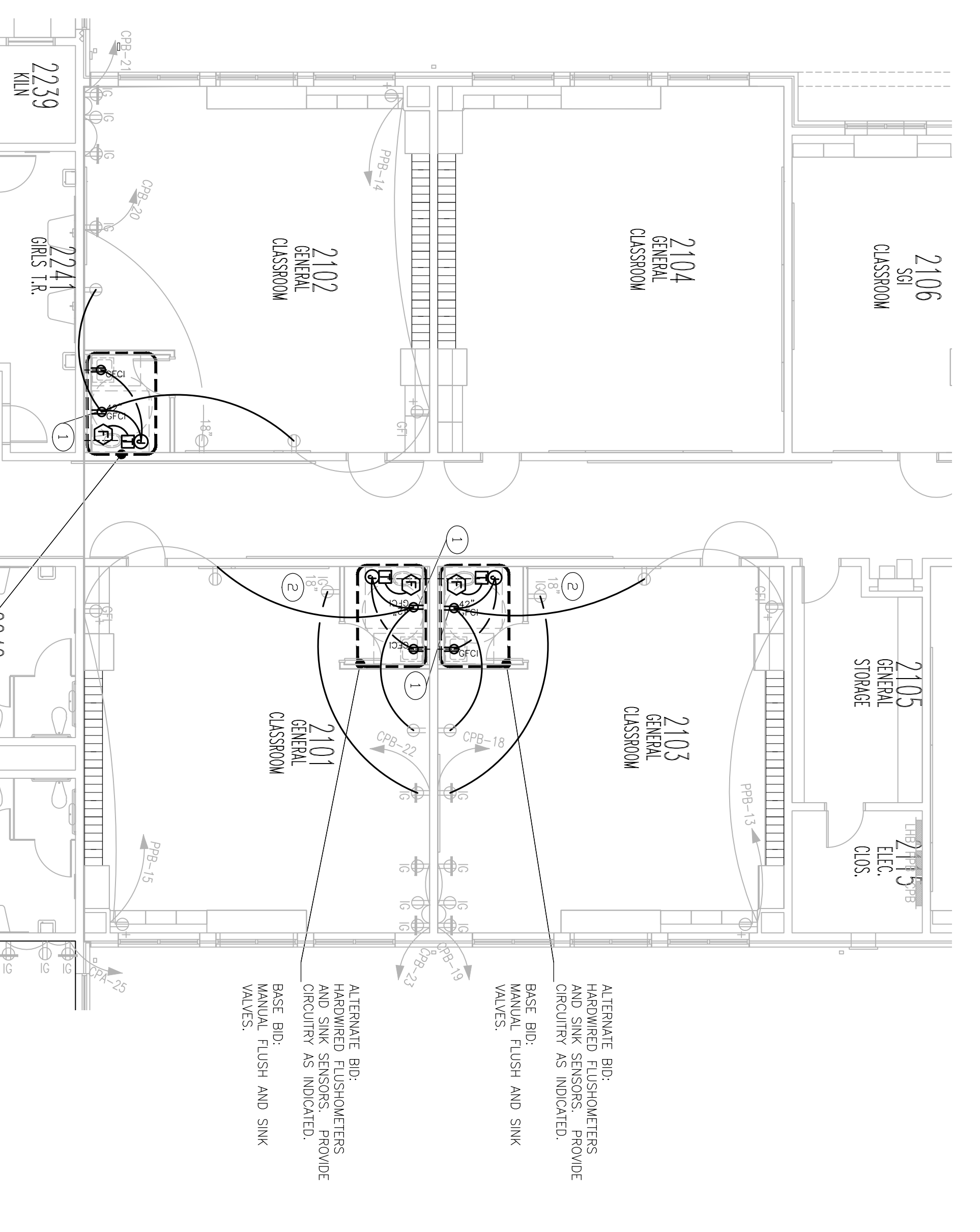
REUSE OF DOCUMENTS: The documents and the design incorporated herein, as an instrument of professional service, is the property of The Design Collaborative Architects and Planners, P.A. and is not to be used in whole or in part for any other project without the written authorization of The Design Collaborative Architects and Planners, P.A.



- DEMOLITION - SHEET NOTES**
- EXISTING 1"Ø RECEPTACLE TO BE DISCONNECTED, REMOVED, SALVAGED AND RE-INSTALLED ON NEW WALL OF NEW TOILET ROOM. SEE NEW WORK PLANS FOR ADDITIONAL INFORMATION AND CIRCUITRY. EXISTING CIRCUITRY SHALL BE RE-USED AND/OR EXTENDED. PROVIDE NEW WIRING AS REQUIRED.
 - EXISTING 84" Ø RECEPTACLE TO BE DISCONNECTED AND REMOVED. CONTRACTOR SHALL REMOVE ALL BOXES AND WIRING ASSOCIATED WITH DEMOLISHED RECEPTACLE AS NEW WORK PLANS FOR ADDITIONAL INFORMATION AND CIRCUITRY. EXISTING CIRCUITRY SHALL BE RE-USED AND/OR EXTENDED. PROVIDE NEW WIRING AS REQUIRED.
 - EXISTING 44" RECEPTACLE TO BE DISCONNECTED AND REMOVED. CONTRACTOR SHALL REMOVE ALL BOXES AND WIRING ASSOCIATED WITH DEMOLISHED RECEPTACLE AS NEW WORK PLANS FOR ADDITIONAL INFORMATION AND CIRCUITRY. EXISTING CIRCUITRY SHALL BE RE-USED AND/OR EXTENDED. PROVIDE NEW WIRING AS REQUIRED.
 - EXISTING IS RECEPTACLE TO BE DISCONNECTED, REMOVED, SALVAGED AND RE-INSTALLED ON SAME WALL TO AVOID ANY CONFLICT WITH NEW TOILET ROOM WALL. THIS EXTENDED. PROVIDE NEW WIRING AS REQUIRED.
 - EXISTING RECEPTACLES SHALL BE REMOVED, SALVAGED AND RE-INSTALLED IN A NEW LOCATION. REFER TO NEW WORK PLAN FOR NEW LOCATION AND ADDITIONAL INFORMATION.
 - EXISTING POWER TO BE RELOCATED DURING DEMOLITION. REMOVE WIRING BACK TO POINT OF ORIGIN. RECONNECT ALL OTHER WIRES TO CONFIRM EXISTING CIRCUITRY IS COMPLETE AND FUNCTIONAL.
 - EXISTING POWER TO BE RELOCATED TO LOWERED CEILING THAT SERVICES THE MECHANICAL UNIT.



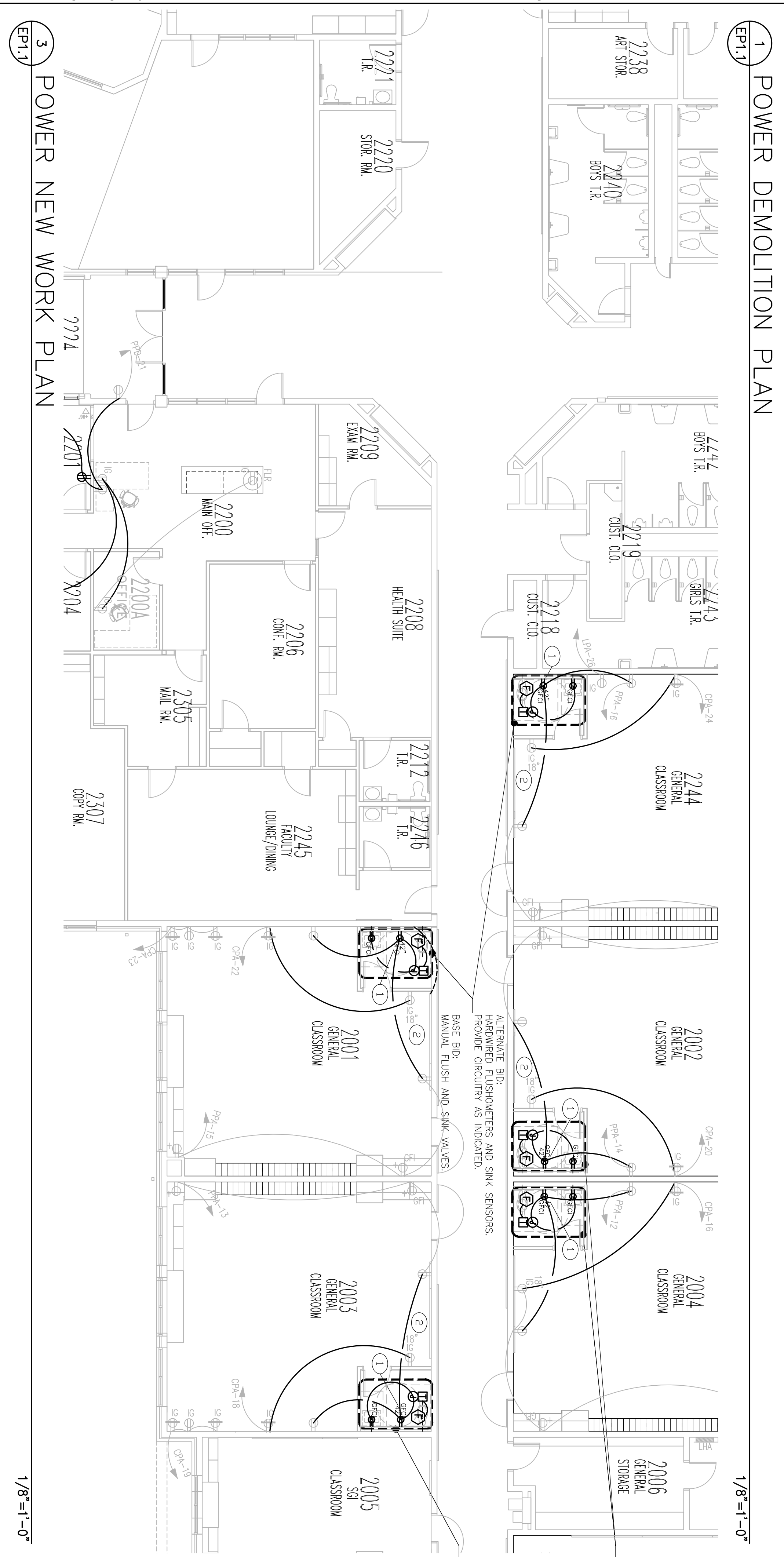
1 POWER DEMOLITION PLAN
1/8"=1'-0"



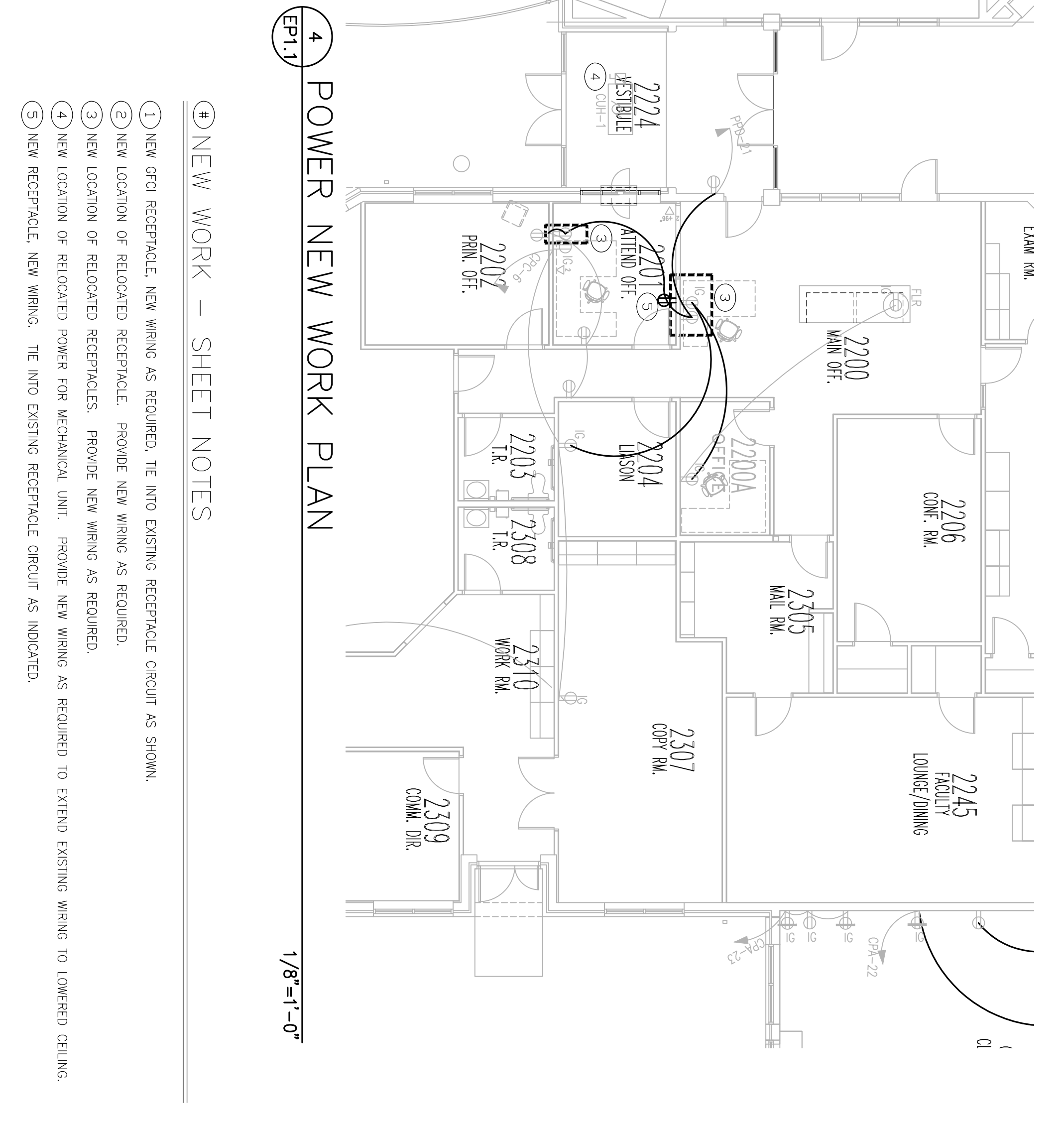
2 POWER NEW WORK PLAN
1/8"=1'-0"

BOARD PRESIDENT, CHRIS STODOLSKI

SUPERINTENDENT, JOSEPH LAMOWSKI



3 POWER NEW WORK PLAN
1/8"=1'-0"



4 POWER NEW WORK PLAN
1/8"=1'-0"

NEW WORK - SHEET NOTES

- NEW GFCI RECEPTACLE, NEW WIRING AS REQUIRED, THE INFO EXISTING RECEPTACLE CIRCUIT AS SHOWN.
- NEW LOCATION OF RELOCATED RECEPTACLE. PROVIDE NEW WIRING AS REQUIRED.
- NEW LOCATION OF RELOCATED RECEPTACLES. PROVIDE NEW WIRING AS REQUIRED.
- NEW LOCATION OF RELOCATED POWER FOR MECHANICAL UNIT. PROVIDE NEW WIRING AS REQUIRED TO EXTEND EXISTING WIRING TO LOWERED CEILING.
- NEW RECEPTACLE, NEW WIRING. THE INFO EXISTING RECEPTACLE CIRCUIT AS INDICATED.

THE DESIGN COLLABORATIVE
ARCHITECTS AND PLANNERS, P.A.
414 GARDEN STATE PARKWAY SUITE 100
CAPE MAY COURT HOUSE, NEW JERSEY 08210
PHONE: 609 465 4111 FAX: 609 465 9338
WWW.TDCARCHITECT.COM

DATE	NO.	REVISION

BLOCK 19
TOWNSHIP OF LUMBERTON

STATE PLAN NO. 2850-010-19-1000
CONTRACT 5 - SECURITY VESTIBULES AND TOILET ROOMS
LUMBERTON TOWNSHIP SCHOOL DISTRICT
ASHBROOK ELEMENTARY SCHOOL
ISSUED FOR BID

LOT 2.04
BURLINGTON COUNTY

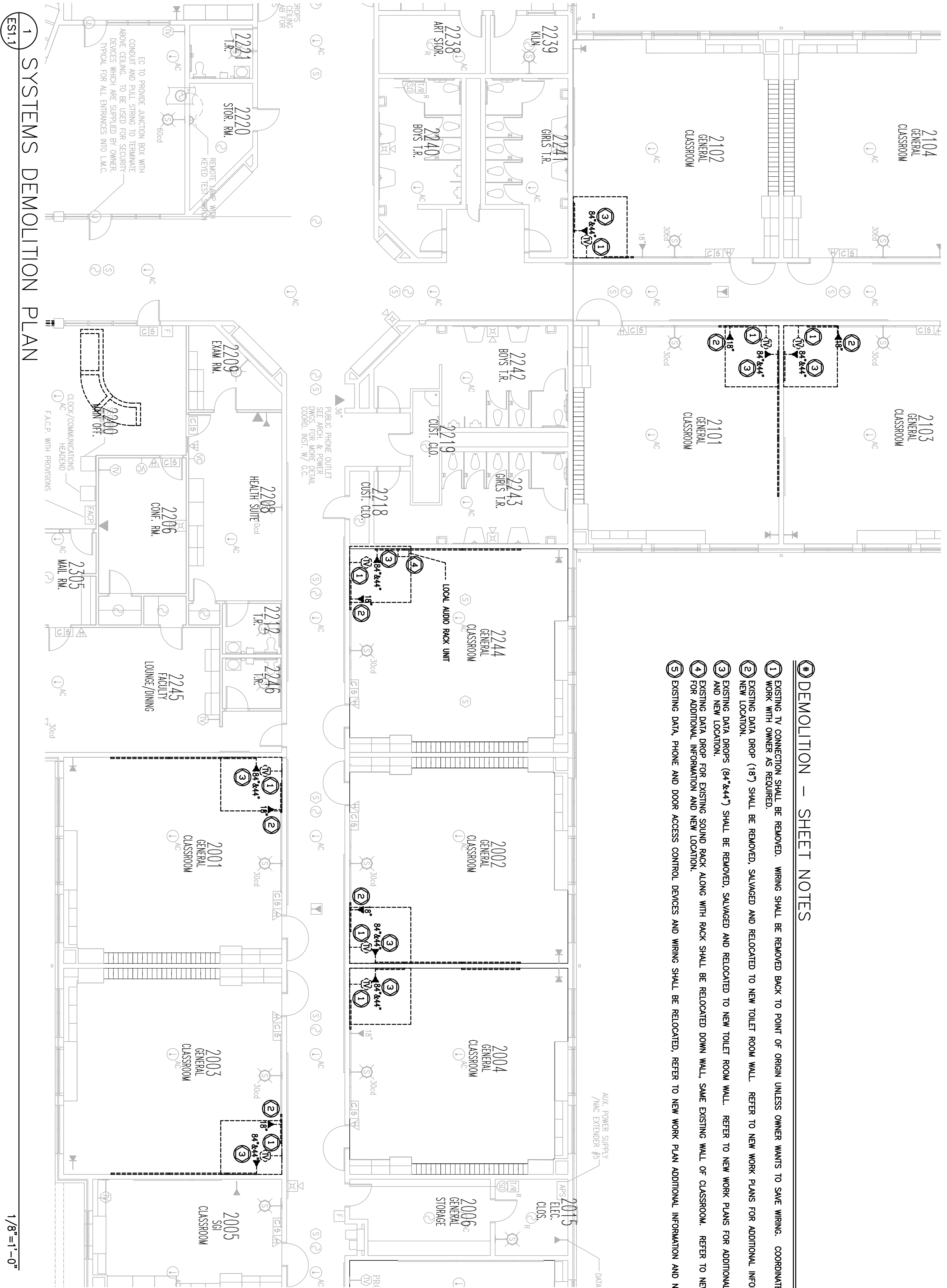
SCHAFER KIENER GROUP ENGINEERING GROUP
Professional Engineer and Surveyor
115 Route 9 South Cape May Court House, NJ 08210
8 Todd Strasser, Professional Engineer and Surveyor

Drew C. Dingler, AIA, Vice President
New Jersey Lic. # 24A01086200

Linda M. Viretti, AIA, Vice President
New Jersey Lic. # 24A01086200

Louis J. DeLusso, AIA, PP, President
New Jersey Lic. # 24A01086200

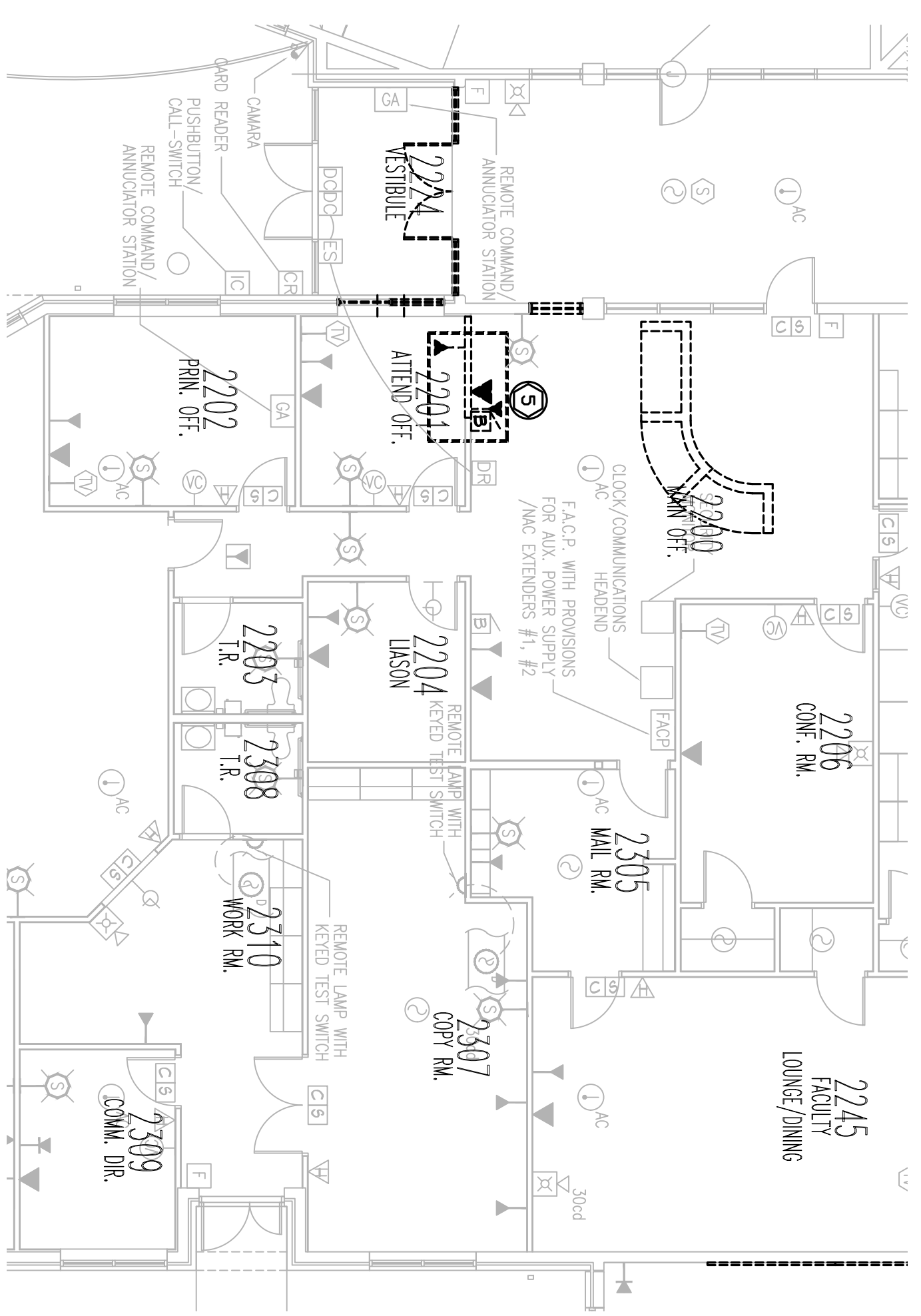
EP1.1



1 SYSTEMS DEMOLITION PLAN

1/8"=1'-0"

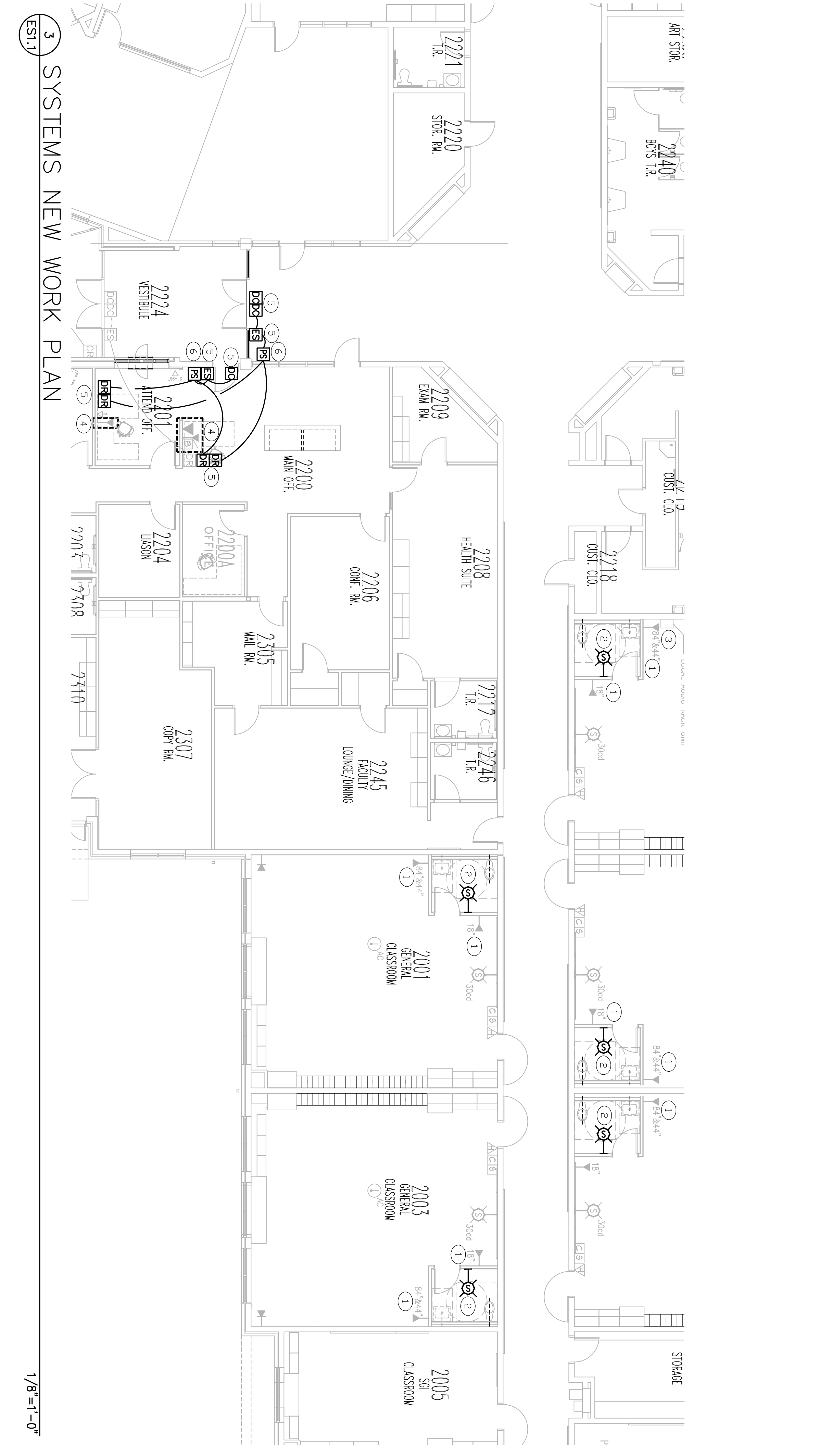
- DEMOLITION - SHEET NOTES**
- EXISTING TV CONNECTION SHALL BE REMOVED. WIRING SHALL BE REMOVED BACK TO POINT OF ORIGIN UNLESS OWNER WANTS TO SAVE WIRING. COORDINATE DEMOLITION WORK WITH OWNER AS REQUIRED.
 - EXISTING DATA DROP (18") SHALL BE REMOVED, SALVAGED AND RELOCATED TO NEW TOILET ROOM WALL. REFER TO NEW WORK PLANS FOR ADDITIONAL INFORMATION AND NEW LOCATION.
 - EXISTING DATA DROPS (6" & 44") SHALL BE REMOVED, SALVAGED AND RELOCATED TO NEW TOILET ROOM WALL. REFER TO NEW WORK PLANS FOR ADDITIONAL INFORMATION AND NEW LOCATION.
 - EXISTING DATA DROPS FOR EXISTING SOUND PACK ALONG WITH PACK SHALL BE RELOCATED DOWN WALL SAME EXISTING WALL OF CLASSROOM. REFER TO NEW WORK PLANS FOR ADDITIONAL INFORMATION AND NEW LOCATION.
 - EXISTING DATA, PHONE AND DOOR ACCESS CONTROL DEVICES AND WIRING SHALL BE RELOCATED. REFER TO NEW WORK PLAN ADDITIONAL INFORMATION AND NEW LOCATION.



2 SYSTEMS DEMOLITION PLAN

1/8"=1'-0"

BOARD PRESIDENT, CHRIS STROHMEYER SUPERINTENDENT, JOSEPH LANGOSKI



3 SYSTEMS NEW WORK PLAN

1/8"=1'-0"

- NEW WORK - SHEET NOTES**
- NEW LOCATION OF RELOCATED DATA DROPS. PROVIDE NEW WIRING IF EXISTING IS NOT LONG ENOUGH.
 - NEW FIRE ALARM STROBE. THE INFO NEAR BY NOTIFICATION CIRCUIT AS REQUIRED. PROVIDE 15d STROBE SETTING.
 - NEW LOCATION OF RELOCATED DATA DROPS AND SOUND PACK. PROVIDE NEW WIRING IF EXISTING IS NOT LONG ENOUGH.
 - NEW LOCATION OF RELOCATED DATA, PHONE AND DOOR ACCESS CONTROL DEVICES AND WIRING. PROVIDE NEW WIRING IF EXISTING IS NOT LONG ENOUGH.
 - NEW DOOR RELEASE. ELECTRIC STRIKE AND/OR DOOR CONTACT AS INDICATED. PROVIDE ALL REQUIRED CONNECTIONS PER MANUFACTURER'S INSTALLATION INSTRUCTIONS. COORDINATE WITH ARCHITECTURAL PLANS AND DOOR SCHEDULES/SPECIFICATIONS AS REQUIRED.
 - PROVIDE 120 VOLT CONNECTION TO POWER SUPPLY LOCATED ABOVE CEILING. THE 120 VOLT INTO EXISTING NEARBY RECEPTACLE CIRCUIT ABOVE CEILING AS REQUIRED. PROVIDE ALL WORK VOLTAGE WIRING AS REQUIRED BY MANUFACTURE TO INTERCONNECT NEW ELECTRIC STRIKES, DOOR CONTACTS AND OPEN RELAYS TO ALL NEW DOORS.

4 SYSTEMS NEW WORK PLAN

1/8"=1'-0"

<p>THE DESIGN COLLABORATIVE ARCHITECTS AND PLANNERS, P.A. 414 GARDEN STATE PARKWAY SUITE 100 CAPE MAY COURT HOUSE, NEW JERSEY 08203 PHONE: 609 465 4111 FAX: 609 465 9338 WWW.TDCARCHITECT.COM</p>	<p>STATE PLAN NO. 2850-010-19-1000</p>	<p>LOT 2.04</p>
	<p>CONTRACT 5 - SECURITY VESTIBULES AND TOILET ROOMS LUMBERTON TOWNSHIP SCHOOL DISTRICT ASHBROOK ELEMENTARY SCHOOL ISSUED FOR BID</p>	
<p>TOWNSHIP OF LUMBERTON</p>	<p>Drew C. Dingler, AIA, Vice President New Jersey Lic. # 21A01086200</p>	<p>Linda M. Viretti, AIA, Vice President New Jersey Lic. # 21A01086200</p>
<p>DATE No. REVISION</p>	<p>Louis J. DeLusso, AIA, PP, President New Jersey Lic. # 21A0095100; Professional Engineer Lic. # 250030100</p>	

